

೦
೦೮ ಕರ್ನಾಟಕ ಪತ್ರ ಸಂಖ್ಯೆ (ನಾಂಪ) 86 (ಗಾನಸೆ(5)2013 ದಿ: 29.10.2013
ಶೈಲಿ ಲೇಖನ 250ದ

PACKAGES -20 NOS


Districtwise Grouping of Water Quality affected Habitations for Package tender

SI No	District	Packages	No of habs in each package	No of Plant of Capacity LPH			
				500	1000	2000	4000
1	2	3	4	5	6	7	8
1	Bagalkote+Belgaum+ Bijapur	I	46	23	12	9	2
2	Bangalore-(U) & Chickballapur	II	55	52	2	1	-
3	Bellary +Koppal+Gadag	III	52	38	13	1	-
		IV	53	37	9	3	4
4	Gulbarga & Bidar	V	53	34	13	4	2
5	Chickmagalur & Hassan	VI	36	36	-	-	-
6	Davangere+Chitradurga	VII	50	45	4	1	-
		VIII	50	42	6	2	-
		IX	60	43	11	5	1
7	Kolar	X	50	46	1	2	1
		XI	50	44	4	2	-
8	Raichuru	XII	50	28	16	4	2
		XIII	50	32	13	4	1
9	Tumkur	XIV	50	48	1	1	-
		XV	50	50	-	-	-
		XVI	50	50	-	-	-
		XVII	50	49	1	-	-
10	Mandya	XVIII	50	41	8	1	-
		XIX	50	33	10	5	2
		XX	45	40	2	3	-
TOTAL :		20	1,000	811	126	48	15


 DS / RWS

Districtwise Grouping of Water Quality affected Habitations for Package tender

SI No	District	No of Packages	No of habs in each package	No of Habitations
1	2	3	4	5
1	Bagalkote+Belgaum+ Bijapur	1	25+13+8=46	46
2	Bangalore (U) & Chickballapur	1	15+40=55	55
3	Bellary & Koppal+Gadag	2	93+7+5=105	105
4	Gulbarga & Bidar	1	49+4=56	53
5	Chickmagalur & Hassan	1	13+23=36	36
6	Davangere+Chitradurga	3	94+66=160	160
7	Kolar	2	50+50=100	100
8	Raichuru	2	50+50=100	100
9	Tumkur	4	50+50+50+50=200	200
10	Mandya	3	50+50+45=150	145
TOTAL :		20	1,000	1,000


 DS / RWS

Districtwise Grouping of water Contaminated Habitations for Package tender

Sl.No	District Name	Block Name	Panchayat Name	Village Name	Habitation Name	Population	Contamination	Capacity of Plant
1	2	3	4	5	6	7	8	9
PACKAGE -1								
DISTRICT : BAGALKOT								
1	BAGALKOT	BAGALKOT	HIREGULABAL	HIREGULABAL	HIREGULABAL RC	235	Fluoride (Level- 1.60 mg/l) , Nitrate (Level- 47.00 mg/l)	500
2	BAGALKOT	BAGALKOT	TULASIGERI	CHIKK-SANSI	CHIKK-SANSI	630	Fluoride (Level- 2.50 mg/l)	500
3	BAGALKOT	BAGALKOT	HIREGULABAL	CHICK HODLUR	CHICK HODLUR	645	Fluoride (Level- 1.70 mg/l) , Nitrate (Level- 47.00 mg/l)	500
4	BAGALKOT	BAGALKOT	TULASIGERI	HIRE-SANSI	HIRE-SANSI	1119	Fluoride (Level- 1.60 mg/l) , Nitrate (Level- 46.00 mg/l)	500
5	BAGALKOT	BAGALKOT	KHAJJIDONI	UDAGATTI	UDAGATTI	1315	Fluoride (Level- 1.70 mg/l) , Nitrate (Level- 46.00 mg/l)	500
6	BAGALKOT	BAGALKOT	KADALIMATTI	KADALIMATTI	KADALIMATTI	1628	Fluoride (Level- 1.80 mg/l) , Nitrate (Level- 47.00 mg/l)	1000
7	BAGALKOT	BAGALKOT	CHIKKSHELLIKER	CHICKKA-SHELLIKER	CHICKKA-SHELLIKER	1749	Fluoride (Level- 1.70 mg/l)	1000
8	BAGALKOT	BAGALKOT	BEVOOR	CHOUDAPUR	CHOUDAPUR	1782	Fluoride (Level- 3.50 mg/l)	1000
9	BAGALKOT	BAGALKOT	NEERALAKERI	MUCHAKHANDI	MUCHAKHANDI	2032	Fluoride (Level- 2.10 mg/l) , Nitrate (Level- 46.00 mg/l)	1000
10	BAGALKOT	BAGALKOT	CHIKKSHELLIKER	HIRE-SHELLIKER	HIRE-SHELLIKER	2048	Fluoride (Level- 1.80 mg/l) , Nitrate (Level- 46.00 mg/l)	1000
11	BAGALKOT	BAGALKOT	NEERALAKERI	SIGIKERI	SIGIKERI	2099	Fluoride (Level- 1.70 mg/l) , Nitrate (Level- 46.00 mg/l)	1000
12	BAGALKOT	BAGALKOT	NEERALAKERI	MUCHAKHANDI	MUCHAKHANDI LT-1	2213	Fluoride (Level- 2.65 mg/l) , Nitrate (Level- 48.00 mg/l)	1000
13	BAGALKOT	BAGALKOT	KHAJJIDONI	KHAJJIDONI	KHAJJIDONI	2824	Fluoride (Level- 1.60 mg/l)	2000
14	BAGALKOT	BAGALKOT	NEERALAKERI	NIRALKERI	NIRALKERI	3349	Fluoride (Level- 1.70 mg/l) , Nitrate (Level- 47.00 mg/l) , Salinity (Level- 640.00 mg/l)	2000
15	BAGALKOT	BAGALKOT	TULASIGERI	TULASIGERI	TULASIGERI	4091	Fluoride (Level- 1.60 mg/l) , Nitrate (Level- 46.00 mg/l)	2000
16	BAGALKOT	BILAGI	KORTHI	GARADADINNI	GARADADINNI RC	126	Fluoride (Level- 1.60 mg/l)	500
17	BAGALKOT	BILAGI	KORTHI	DAVALESHWAR	DHAVALESHWAR RC	795	Fluoride (Level- 1.60 mg/l)	500
18	BAGALKOT	BILAGI	KORTHI	KORTHI	KORTHI RC	886	Fluoride (Level- 1.90 mg/l)	500
19	BAGALKOT	BILAGI	KOLUR	MUNDAGANUR	MUNDAGANUR	2653	Fluoride (Level- 1.70 mg/l) , Salinity (Level- 750.00 mg/l)	2000
20	BAGALKOT	HUNGUND	MAROL	ANAPAKATTI	ANAPAKATTI	620	Fluoride (Level- 1.60 mg/l)	500
21	BAGALKOT	JAMAKHANDI	TUNGAL	TUNGAL	HAVALDAR VASTI	115	Fluoride (Level- 1.60 mg/l)	500
22	BAGALKOT	JAMAKHANDI	TODALABAGI	TODALABAGI	TALAWAR VASTI	136	Fluoride (Level- 1.60 mg/l)	500
23	BAGALKOT	JAMAKHANDI	TODALABAGI	ADIHUDI	AILAGOL VASTI	219	Fluoride (Level- 1.60 mg/l)	500
24	BAGALKOT	JAMAKHANDI	MUTTUR	MUTTUR	MUTTUR	3566	Fluoride (Level- 1.60 mg/l) , Nitrate (Level- 60.00 mg/l)	2000
25	BAGALKOT	MUDHOL	INGALAGI	INGALAGI	INGALAGI	3684	Fluoride (Level- 1.80 mg/l) , Iron (Level- 1.10 mg/l)	2000



DS/RWS

Sl.No	District Name	Block Name	Panchayat Name	VillageName	HabitationName	Population	Contamination	Capacity of Plant
1	2	3	4	5	6	7	8	9
DISTRICT : BELGAUM								
1	BELGAUM	ATHANI	JUGAL	JUGAL	MANGAVATI	2306	Fluoride (Level- 1.60 mg/l)	1000
2	BELGAUM	ATHANI	SHIRAHATTI	SHIRAHATTI	BALAWAD	2377	Fluoride (Level- 1.65 mg/l)	1000
3	BELGAUM	ATHANI	DARUR	DARUR	DARUR	5754	Fluoride (Level- 1.60 mg/l)	4000
4	BELGAUM	ATHANI	JUGAL	JUGAL	JUGAL	9823	Fluoride (Level- 1.60 mg/l)	4000
5	BELGAUM	RAMDURG	HOSAKERI	HOSAKERI	SHIVARAJAPUR	65	Fluoride (Level- 2.00 mg/l)	500
6	BELGAUM	RAMDURG	KADAMPUR	KADAMPUR	KADAMPUR	145	Fluoride (Level- 1.55 mg/l) Salinity (Level- 900.00 mg/l)	500
7	BELGAUM	RAMDURG	HANAMAPUR S.U	UMATAR	UMATAR	851	Fluoride (Level- 1.70 mg/l)	500
8	BELGAUM	RAMDURG	TONDIKATTI	TONDIKATTI	TONDIKATTI	1541	Fluoride (Level- 1.70 mg/l)	1000
9	BELGAUM	RAMDURG	MUDENUR	MUDENUR	MUDENUR	2888	Fluoride (Level- 1.60 mg/l)	2000
10	BELGAUM	RAYBAG	SHIRGUR	SHIRGUR	SHIRAGUR	1322	Fluoride (Level- 2.00 mg/l)	500
11	BELGAUM	SAUNDATTI	SATTIGERI	GUDAMAKERI	GUDAMAKERI	1176	Fluoride (Level- 1.85 mg/l)	500
12	BELGAUM	SAUNDATTI	GORAVANKOLLA	GORAVANKOLLA	GORAVANKOLLA	2149	Fluoride (Level- 1.60 mg/l) Salinity (Level- 1600.00 mg/l)	1000
13	BELGAUM	SAUNDATTI	YARZARVI	BUDIGOPPA	BUDIGOPPA	2264	Fluoride (Level- 1.75 mg/l) Salinity (Level- 2250.00 mg/l)	1000
DISTRICT : BIJAPUR								
1	BIJAPUR	BASAVANA BAG	ALAMATTI	ALAMATTI	DEVALAPUR	551	Fluoride (Level- 2.60 mg/l)	500
2	BIJAPUR	BASAVANA BAG	DINDAWAR	UTNAL	UTNAL	645	Fluoride (Level- 1.64 mg/l) Nitrate (Level- 65.00 mg/l)	500
3	BIJAPUR	BASAVANA BAG	INGALESHWAR	INGALESHWAR	ARALICHANDI	1392	Fluoride (Level- 95.00 mg/l) Iron (Level- 2.10 mg/l)	500
4	BIJAPUR	MUDDEBIHAL	KUNTOJI	ABBIHAL	ABBIHAL	909	Fluoride (Level- 1.85 mg/l)	500
5	BIJAPUR	MUDDEBIHAL	TUMBAGI	FATTEPUR	FATTEPUR	964	Fluoride (Level- 2.13 mg/l)	500
6	BIJAPUR	MUDDEBIHAL	YARAZERI	HANDARAGAL	HANDARAGAL	1192	Fluoride (Level- 2.45 mg/l)	500
7	BIJAPUR	MUDDEBIHAL	NAGABENAL	NAGABENAL	NAGABENAL	2918	Fluoride (Level- 1.98 mg/l)	2000
8	BIJAPUR	SINDGI	HANDIGANUR	HANDIGANUR	HANDIGANUR	2696	Fluoride (Level- 1.59 mg/l)	2000

No of Plant of Capacity IN LPH	
500	23
1000	12
2000	9
4000	2
Total	46

DS / RWS

Sl.No	District Name	Block Name	Panchayat Name	VillageName	HabitationName	Population	Contamination	Capacity of Plant
1	2	3	4	5	6	7	8	9
PACKAGE -II								
DISTRICT : BANGLORE URBAN								
1	BANGLORE URBAN	ANEKAL	INDLAWADI	INDLAWADI	MYSOORAMANADODDI	230	Fluoride (Level- 5.58 mg/l) , Nitrate (Level- 128.00 mg/l)	500
2	BANGLORE URBAN	ANEKAL	VANNAKANAHALLI	CHOODENAHALLI	CHOODENAHALLI	671	Fluoride (Level- 4.55 mg/l) , Nitrate (Level- 178.00 mg/l)	500
3	BANGLORE URBAN	ANEKAL	SAMANDUR	MARNAYAKANAHALLI	MARNAYAKANAHALLI	868	Fluoride (Level- 2.00 mg/l)	500
4	BANGLORE URBAN	BANGALORE NORTH	KITTANAHALLI	MALLASANDRA	MALLASANDRA J H C	307	Fluoride (Level- 1.56 mg/l)	500
5	BANGLORE URBAN	BANGALORE NORTH	BANDIKODIGEHALI	BAILAHALLY	BAILAHALLY	699	Fluoride (Level- 2.00 mg/l)	500
6	BANGLORE URBAN	BANGALORE SOUTH	K. GOLAHALLI	K. GOLLAHALLI	NITYANANDANAGARA	115	Fluoride (Level- 1.83 mg/l) , Iron (Level- 1.78 mg/l) , Nitrate (Level- 70.00 mg/l)	500
7	BANGLORE URBAN	BANGALORE SOUTH	K. GOLAHALLI	SEEGEHALLI	SEEGEHALLI	132	Fluoride (Level- 2.21 mg/l) , Iron (Level- 1.26 mg/l) , Nitrate (Level- 96.00 mg/l)	500
8	BANGLORE URBAN	BANGALORE SOUTH	K. GOLAHALLI	THIPPUR	THIPPUR	307	Fluoride (Level- 1.66 mg/l) , Iron (Level- 1.93 mg/l) , Nitrate (Level- 125.00 mg/l)	500
9	BANGLORE URBAN	BANGALORE SOUTH	H. GOLLAHALLI	H. GOLLAHALLI	H. GOLLAHALLI	728	Fluoride (Level- 1.82 mg/l) , Iron (Level- 1.38 mg/l) , Nitrate (Level- 102.00 mg/l)	500
10	BANGLORE URBAN	BANGALORE SOUTH	K. GOLAHALLI	GONIPURA	GONIPURA	823	Fluoride (Level- 2.08 mg/l) , Iron (Level- 2.07 mg/l) , Nitrate (Level- 65.00 mg/l)	500
11	BANGLORE URBAN	BANGALORE SOUTH	CHUNCHANAGUP	KETHOHALLI	KETHOHALLI	868	Fluoride (Level- 1.86 mg/l) , Iron (Level- 2.47 mg/l) , Nitrate (Level- 96.00 mg/l)	500
12	BANGLORE URBAN	BANGALORE SOUTH	CHIKKANAHALLI	SULIVARA	SULIVARA	1016	Fluoride (Level- 1.87 mg/l) , Iron (Level- 2.05 mg/l) , Nitrate (Level- 94.00 mg/l)	500
13	BANGLORE URBAN	BANGALORE SOUTH	CHIKKANAHALLI	BYALALU	BYALALU	1042	Fluoride (Level- 2.02 mg/l) , Iron (Level- 1.57 mg/l) , Nitrate (Level- 145.00 mg/l)	500
14	BANGLORE URBAN	BANGALORE SOUTH	RAMOHALLI	RAMOHALLI	RAMOHALLI	1540	Fluoride (Level- 1.65 mg/l) , Iron (Level- 1.44 mg/l) , Nitrate (Level- 88.00 mg/l)	1000
15	BANGLORE URBAN	BANGALORE SOUTH	KUMBALAGODU	KUMBALAGODU	KUMBALAGODU	3304	Fluoride (Level- 1.52 mg/l) , Iron (Level- 1.25 mg/l) , Nitrate (Level- 65.00 mg/l)	2000

Sl.No	District Name	Block Name	Panchayat Name	VillageName	HabitationName	Population	Contamination	Capacity of Plant
1	2	3	4	5	6	7	8	9
DISTRICT : CHIK BALLAPUR								
1	CHIK BALLAPUR	BAGEPALLI	PULIGAL	DABBARAVARIPALI	DABBARAVARIPALLI	99	Fluoride (Level- 1.80 mg/l)	500
2	CHIK BALLAPUR	BAGEPALLI	NALLAGUTTLAPA	Bathalavarapalli	PASSAPULAVARIPALLI	132	Fluoride (Level- 1.90 mg/l) , Nitrate (Level- 53.00 mg/l)	500
3	CHIK BALLAPUR	BAGEPALLI	CHAKAVEL	BUDDALAVARIPALI	BUDALAVARIPALLI	180	Fluoride (Level- 2.10 mg/l)	500
4	CHIK BALLAPUR	BAGEPALLI	NALLAGUTTLAPA	KONDIKONDA	BEERANGIVANDLAPALLY	234	Fluoride (Level- 1.90 mg/l) , Nitrate (Level- 53.00 mg/l)	500
5	CHIK BALLAPUR	BAGEPALLI	MITTEMARI	CHINNAMPALLI	CHINNAMPALLI	249	Fluoride (Level- 1.80 mg/l)	500
6	CHIK BALLAPUR	BAGEPALLI	CHAKAVELU	CHAKAVELU	ADIREDDIPALLI	645	Fluoride (Level- 2.40 mg/l)	500
7	CHIK BALLAPUR	CHINTAMANI	DHODDAGANJUR	DHODDANETHA	DHODDANETHA	111	Fluoride (Level- 1.69 mg/l) , Salinity (Level- 884.00 mg/l)	500
8	CHIK BALLAPUR	CHINTAMANI	KORLAPARTHI	DEVAGANAHALLY	BACHAGANA HALLY	153	Fluoride (Level- 1.53 mg/l) , Nitrate (Level- 46.90 mg/l) , Salinity (Level- 907.00 mg/l)	500
9	CHIK BALLAPUR	CHINTAMANI	KOTAGAL	JAGATHANAHALLY	JAGATHANAHALLY	162	Fluoride (Level- 1.78 mg/l) , Salinity (Level- 906.00 mg/l)	500
10	CHIK BALLAPUR	CHINTAMANI	MITTAHALLY	GONENAHALLY	RASA PALLY	164	Fluoride (Level- 1.65 mg/l) , Nitrate (Level- 46.50 mg/l) , Salinity (Level- 912.00 mg/l)	500
11	CHIK BALLAPUR	CHINTAMANI	KAIWARA	KAIWARA	KOTHA GUDISALU	197	Fluoride (Level- 1.80 mg/l)	500
12	CHIK BALLAPUR	CHINTAMANI	MITTAHALLY	RANGANAHALLY	RANGANAHALLY	282	Fluoride (Level- 1.65 mg/l) , Salinity (Level- 848.00 mg/l)	500
13	CHIK BALLAPUR	CHINTAMANI	MUNAGANAHALL	ALAMBAGIRI	BEDAGANAHALLY	307	Fluoride (Level- 1.60 mg/l)	500
14	CHIK BALLAPUR	CHINTAMANI	KOTAGAL	JAGATHANAHALLY	NARASAPURA	313	Fluoride (Level- 1.53 mg/l) , Nitrate (Level- 49.30 mg/l) , Salinity (Level- 920.00 mg/l)	500
15	CHIK BALLAPUR	CHINTAMANI	CHILAKALANERP	T.GOLLAHALLY	DHARMAVARA HALLY	329	Fluoride (Level- 1.75 mg/l) , Salinity (Level- 907.00 mg/l)	500
16	CHIK BALLAPUR	CHINTAMANI	OOLAVADI	KARIYAPALLI	KARIYAPALLI	329	Fluoride (Level- 1.65 mg/l) , Salinity (Level- 830.00 mg/l)	500
17	CHIK BALLAPUR	CHINTAMANI	SHETTIHALLY	JALADHENAHALLY	JALADHENA HALLY	334	Fluoride (Level- 1.60 mg/l)	500
18	CHIK BALLAPUR	CHINTAMANI	KOTAGAL	GOPALAPURA	GOPALAPURA	339	Fluoride (Level- 1.55 mg/l) , Nitrate (Level- 52.30 mg/l) , Salinity (Level- 838.00 mg/l)	500
19	CHIK BALLAPUR	CHINTAMANI	BATLAHALLY	KAMBALAHALLY	KAMBALAHALLY	355	Fluoride (Level- 1.69 mg/l) , Salinity (Level- 875.00 mg/l)	500
20	CHIK BALLAPUR	CHINTAMANI	BURUDAGUNTE	MARABAHALLY	MARABAHALLY	365	Fluoride (Level- 1.80 mg/l)	500
21	CHIK BALLAPUR	CHINTAMANI	UPPARAPETE	GUTTAHALLI	GUTTAHALLY	381	Fluoride (Level- 1.80 mg/l)	500
22	CHIK BALLAPUR	CHINTAMANI	YENIGADHELE	BALAREDDY HALL	BALAREDDY HALLY	385	Fluoride (Level- 2.00 mg/l)	500
23	CHIK BALLAPUR	CHINTAMANI	KATHARIGUPPE	LASKHMIDEVANAK	LAKSHMIDEVA KOTE	397	Fluoride (Level- 1.65 mg/l) , Nitrate (Level- 46.70 mg/l) , Salinity (Level- 603.00 mg/l)	500
24	CHIK BALLAPUR	CHINTAMANI	BOOMISHETTIHA	MUGALAMARI	MUGALAMARI	416	Fluoride (Level- 2.00 mg/l)	500
25	CHIK BALLAPUR	CHINTAMANI	ANUR	G.KODIHALLY	G.KODIHALLY	427	Fluoride (Level- 2.00 mg/l)	500
26	CHIK BALLAPUR	CHINTAMANI	KATHARIGUPPE	ULLAPPANAHALLY	KANGANAHALLY	441	Fluoride (Level- 1.67 mg/l) , Salinity (Level- 938.00 mg/l)	500

Sl.No	District Name	Block Name	Panchayat Name	VillageName	HabitationName	Population	Contamination	Capacity of Plant
1	2	3	4	5	6	7	8	9
27	CHIK BALLAPUR	CHINTAMANI	KORLAPARTHI	GAJUVARAPALLY	GAJUVARA HALLY	474	Fluoride (Level- 1.68 mg/l) , Nitrate (Level- 47.80 mg/l) , Salinity (Level- 906.00 mg/l)	500
28	CHIK BALLAPUR	CHINTAMANI	ANUR	G.KODIHALLY	KODIHALLI	486	Fluoride (Level- 1.80 mg/l)	500
29	CHIK BALLAPUR	CHINTAMANI	KONAPALLI	CHOKKAHALLY	CHOKKAHALLY	584	Fluoride (Level- 1.75 mg/l) , Nitrate (Level- 45.90 mg/l)	500
30	CHIK BALLAPUR	CHINTAMANI	PERUMACHANAH	NAYINDRAHALLY	NAYINDRAHALLY	728	Fluoride (Level- 2.00 mg/l)	500
31	CHIK BALLAPUR	CHINTAMANI	KADADHALAMARI	KADADHALAMARI	BILLANDLAHALLY	893	Fluoride (Level- 1.70 mg/l) , Nitrate (Level- 46.80 mg/l) , Salinity (Level- 896.00 mg/l)	500
32	CHIK BALLAPUR	CHINTAMANI	OOLAVADI	OOLAVADI	OOLAVADI	1859	Fluoride (Level- 1.59 mg/l) , Nitrate (Level- 45.60 mg/l) , Salinity (Level- 875.00 mg/l)	1000
33	CHIK BALLAPUR	SIDLAGHATTA	ABULUDU	KEMPANAHALLI	KEMPANALLI	290	Fluoride (Level- 2.01 mg/l) , Nitrate (Level- 48.90 mg/l)	500
34	CHIK BALLAPUR	SIDLAGHATTA	HANDIGANAHALLI	L.MUTHUKADAHALLI	L.MUTHUKADAHALLI	469	Fluoride (Level- 1.55 mg/l)	500
35	CHIK BALLAPUR	SIDLAGHATTA	PALICHURLU	SADDAHALLI	SADDAHALLI	482	Fluoride (Level- 1.58 mg/l) , Nitrate (Level- 45.90 mg/l) , Salinity (Level- 625.00 mg/l)	500
36	CHIK BALLAPUR	SIDLAGHATTA	KUNDALAGURKI	DONNAHALLI	DONNAHALLI	548	Fluoride (Level- 1.62 mg/l) , Nitrate (Level- 45.10 mg/l) , Salinity (Level- 618.00 mg/l)	500
37	CHIK BALLAPUR	SIDLAGHATTA	PALICHURLU	BYRAGANAHALLI	BYRAGANAHALLI	609	Fluoride (Level- 1.55 mg/l) , Nitrate (Level- 46.30 mg/l) , Salinity (Level- 614.00 mg/l)	500
38	CHIK BALLAPUR	SIDLAGHATTA	BHAKRAHALLI	KAKACHOKONDAHALLI	KAKACHOKONDAHALLI	734	Fluoride (Level- 1.51 mg/l) , Nitrate (Level- 45.30 mg/l) , Salinity (Level- 625.00 mg/l)	500
39	CHIK BALLAPUR	SIDLAGHATTA	ABULUDU	GUDIHALLI	GUDIHALLI	777	Fluoride (Level- 1.55 mg/l) , Nitrate (Level- 45.30 mg/l)	500
40	CHIK BALLAPUR	SIDLAGHATTA	KOTHANUR	KADARINAYAKANALI	KADARINAYAKANAHALLI	909	Fluoride (Level- 1.56 mg/l)	500

No of Plant of Capacity IN LPH	
500	52
1000	2
2000	1
4000	0
Total	55

Sl.No	District Name	Block Name	Panchayat Name	VillageName	HabitationName	Population	Contamination	Capacity of Plant
1	2	3	4	5	6	7	8	9
PACKAGE -III								
DISTRICT : BELLARY								
1	BELLARY	HADAGALLI	SOVENAHALLI	SOVENAHALLI	MADALAPUR S.TANDA	182	Fluoride (Level- 1.80 mg/l)	500
2	BELLARY	HADAGALLI	HIREMALLANAKE	HIREMALLANAKER	BASARAHALLI	267	Fluoride (Level- 1.80 mg/l)	500
3	BELLARY	HADAGALLI	MAKARABBI	TUMBINAKERI	T.M.KERI D.TANDA	325	Fluoride (Level- 1.85 mg/l)	500
4	BELLARY	HADAGALLI	NAGATI BASAPUR	NAGATIBASAPUR	VINOBANAGAR	432	Fluoride (Level- 2.00 mg/l)	500
5	BELLARY	HADAGALLI	KOMBALI	KOMBALI	PURA	525	Fluoride (Level- 1.80 mg/l)	500
6	BELLARY	HADAGALLI	SOVENAHALLI	SOVENAHALLI	MADLAPUR H.T.	583	Fluoride (Level- 1.80 mg/l)	500
7	BELLARY	HADAGALLI	DASANAHALLI	K.VEERAPURA	K.VEERAPURA	638	Fluoride (Level- 2.00 mg/l)	500
8	BELLARY	HADAGALLI	KALVI	HAKKANDI	ANKALI	710	Fluoride (Level- 1.80 mg/l)	500
9	BELLARY	HADAGALLI	HIREMALLANAKE	HIREMALLANAKER	BASARAHALLI TANDA	824	Fluoride (Level- 2.00 mg/l)	500
10	BELLARY	HADAGALLI	MAGALA	ANGUR	HOSHLI	895	Fluoride (Level- 2.00 mg/l)	500
11	BELLARY	HADAGALLI	SOVENAHALLI	SOVENAHALLI	MADLAPUR TANDA	917	Fluoride (Level- 2.00 mg/l)	500
12	BELLARY	HADAGALLI	KOMBALI	KOILARAGATTI	KOILARAGATTI	936	Fluoride (Level- 2.00 mg/l)	500
13	BELLARY	HADAGALLI	MAHAJANADAH	ADAVIMALLANAKE	ADAVIMALLANAKERI	1017	Fluoride (Level- 1.80 mg/l)	500
14	BELLARY	HADAGALLI	DASANAHALLI	DASANAHALLI	DASANAHALLI	1140	Fluoride (Level- 2.50 mg/l)	500
15	BELLARY	HADAGALLI	HIREMALLANAKE	DASARAHALLI	DASARAHALLI THANDA	1911	Fluoride (Level- 2.00 mg/l)	1000
16	BELLARY	HADAGALLI	KOMBALI	KOMBALI	KOMBALI	1995	Fluoride (Level- 2.00 mg/l)	1000
17	BELLARY	HAGARIBOMMA	BANNIGOLA	SIGENAHALLI I	SIGENAHALLI COLONY 2	276	Fluoride (Level- 1.60 mg/l)	500
18	BELLARY	HAGARIBOMMA	KADLEBALU	KADLEBALU	K.OBALAPURA	349	Fluoride (Level- 1.80 mg/l) Nitrate (Level- 48.00 mg/l)	500
19	BELLARY	HAGARIBOMMA	BENAKAL	MADUR	PILLOBANAHALLI	432	Fluoride (Level- 2.00 mg/l)	500
20	BELLARY	HAGARIBOMMA	NELKUDERI	NELKUDERI	NELKUDERI	590	Fluoride (Level- 1.86 mg/l)	500
21	BELLARY	HAGARIBOMMA	BANNIGOLA	SIGENAHALLI I	SIGENAHALLI COLONY 3	627	Fluoride (Level- 1.70 mg/l)	500
22	BELLARY	HAGARIBOMMA	HAGARIBAMMAN	HAGARIBOMMANA	M.B. COLONY	654	Fluoride (Level- 1.60 mg/l)	500
23	BELLARY	HAGARIBOMMA	AMBALI	KUDUTINAMAGGI	KUDUTINAMAGGI	658	Fluoride (Level- 1.80 mg/l)	500
24	BELLARY	HAGARIBOMMA	HAMPAPATNA	HAMPAPATNA	KESHAVARAYANABAND	683	Fluoride (Level- 1.74 mg/l)	500
25	BELLARY	HAGARIBOMMA	DASAMAPURA	ANEKALLI	ANEKALLI	729	Fluoride (Level- 1.70 mg/l)	500
26	BELLARY	HAGARIBOMMA	BACHIGUNDANA	ANKASAMUDRA	ANKASAMUDRA	1047	Fluoride (Level- 1.80 mg/l)	500
27	BELLARY	HAGARIBOMMA	HANSI	HANSI	KALLALLI THANDA	1064	Fluoride (Level- 2.50 mg/l) Iron (Level- 2.20 mg/l)	500
28	BELLARY	HAGARIBOMMA	KADLEBALU	KADLEBALU	BYALALU	1276	Fluoride (Level- 1.60 mg/l)	500
29	BELLARY	HAGARIBOMMA	HAMPASAGAR	ENIGI BASAPURA	ENIGI BASAPURA	1345	Fluoride (Level- 2.40 mg/l)	500
30	BELLARY	HAGARIBOMMA	HOSAKERI	HOSAKERI	HOSAKERI	1453	Fluoride (Level- 1.74 mg/l)	1000

Sl.No	District Name	Block Name	Panchayat Name	VillageName	HabitationName	Population	Contamination	Capacity of Plant
1	2	3	4	5	6	7	8	9
31	BELLARY	HAGARIBOMMA	MALVI	MALVI	NELKUDIRE 1&2	1481	Fluoride (Level- 1.60 mg/l)	1000
32	BELLARY	HAGARIBOMMA	BANNIGOLA	BANNIGOLA	BASARAKODU	1508	Fluoride (Level- 1.80 mg/l)	1000
33	BELLARY	HAGARIBOMMA	MUTKUR	MUTKUR	MUTKUR	1584	Fluoride (Level- 1.54 mg/l)	1000
34	BELLARY	HAGARIBOMMA	MORABBIHAL	VARADAPUR	VARADAPUR	1639	Fluoride (Level- 1.60 mg/l)	1000
35	BELLARY	HOSPET	SANAPURA	SANAPURA	CHODRI CAMP	67	Fluoride (Level- 1.60 mg/l)	500
36	BELLARY	HOSPET	HAMPI	NARASAPURA	NARASAPURA	961	Fluoride (Level- 1.60 mg/l)	500
37	BELLARY	HOSPET	SUGGENAHALLI	MAVINAHALLI	MAVINAHALLI	1033	Fluoride (Level- 1.90 mg/l)	500
38	BELLARY	HOSPET	SUGGENAHALLI	HONNAHALLI	HONNAHALLI	1599	Fluoride (Level- 1.76 mg/l)	1000
39	BELLARY	HOSPET	SANAPURA	ITIGI	ITIGI	1830	Fluoride (Level- 1.96 mg/l)	1000
40	BELLARY	HOSPET	NO.10 MUDDAPUR	KANVI THIMMALAP	KANVI THIMMALAPURA	1848	Fluoride (Level- 1.98 mg/l)	1000
41	BELLARY	HOSPET	CHILAKANAHATT	CHILAKANAHATTI	CHILAKANAHATTI	2363	Fluoride (Level- 4.56 mg/l)	1000
42	BELLARY	HOSPET	SANAPURA	SANAPURA	SANAPURA	2525	Fluoride (Level- 1.60 mg/l)	2000
43	BELLARY	KUDLIGI	KANDAGALLU	GAJAPURA	AKKAPURA	193	Fluoride (Level- 1.80 mg/l) , Salinity (Level- 1100.00 mg/l)	500
44	BELLARY	KUDLIGI	GUNDUMUNUGU	GUNDUMUDUGU	GOLLARAHATTI	277	Fluoride (Level- 1.51 mg/l)	500
45	BELLARY	KUDLIGI	HYALYA	KODIHALLI	SUTTA KODIHALLI	363	Fluoride (Level- 2.50 mg/l) , Salinity (Level- 1020.00 mg/l)	500
46	BELLARY	KUDLIGI	K.AYYANAHALLI	K.AYYANAHALLI	RAMANAYAKANAHALLI	417	Fluoride (Level- 1.80 mg/l)	500
47	BELLARY	KUDLIGI	BADELADAKU	KUPPINAKERI	KUPPINAKERI	611	Fluoride (Level- 1.80 mg/l) , Salinity (Level- 1200.00 mg/l)	500
48	BELLARY	KUDLIGI	DUPADAHALLI	DUPADAHALLI	GOLLARAHATTI	1017	Fluoride (Level- 2.80 mg/l) , Salinity (Level- 1100.00 mg/l)	500
49	BELLARY	KUDLIGI	GUNDUMUNUGU	GUNDUMUDUGU	GUNDUMUDUGU	1045	Fluoride (Level- 2.50 mg/l) , Salinity (Level- 1080.00 mg/l)	500
50	BELLARY	KUDLIGI	GUNDUMUNUGU	KADEKOLLA	BHEEMASAMUDRA	1219	Fluoride (Level- 2.50 mg/l) , Salinity (Level- 1050.00 mg/l)	500
51	BELLARY	KUDLIGI	K.AYYANAHALLI	CHAPPARADAHALLI	CHAPPARADAHALLI	1735	Fluoride (Level- 1.58 mg/l)	1000
52	BELLARY	KUDLIGI	RAMPURA	CHIRIBI	GANGAMMANAHALLI	1802	Fluoride (Level- 2.60 mg/l) , Salinity (Level- 1190.00 mg/l)	1000


No of Plant of Capacity IN LPH	
500	38
1000	13
2000	1
4000	0
Total	52

DS / RWS

Sl.No	District Name	Block Name	Panchayat Name	VillageName	HabitationName	Population	Contamination	Capacity of Plant
1	2	3	4	5	6	7	8	9
PACKAGE -IV								
DISTRICT : BELLARY								
1	BELLARY	SANDUR	BOMMAGATTA	JODIKASANAYAKA	JODIKASANAYAKANAHA	68	Fluoride (Level- 1.87 mg/l)	500
2	BELLARY	SANDUR	CHORNUR	CHORNUR	HOSAVADDINAKATTI	170	Fluoride (Level- 1.61 mg/l) , Salinity (Level- 1000.00 mg/l)	500
3	BELLARY	SANDUR	YESHWANTHANA	SOMALAPURA	SOMALAPURA	329	Fluoride (Level- 2.50 mg/l) , Salinity (Level- 2000.00 mg/l)	500
4	BELLARY	SANDUR	SHUSILANAGAR	AGRAHARA	SANNAUPPARAHALLI	335	Fluoride (Level- 2.50 mg/l) , Salinity (Level- 1700.00 mg/l)	500
5	BELLARY	SANDUR	BANDRI	H.K. HALLI	HOSAJOGIKALLU	368	Fluoride (Level- 1.62 mg/l)	500
6	BELLARY	SANDUR	VITTALAPURA	KERERAMPURA	KERERAMPURA	371	Fluoride (Level- 1.58 mg/l)	500
7	BELLARY	SANDUR	SHUSILANAGAR	AGRAHARA	NALLIBANDA	406	Fluoride (Level- 1.83 mg/l) , Salinity (Level- 2150.00 mg/l)	500
8	BELLARY	SANDUR	SHUSILANAGAR	AGRAHARA	LAKKALAHALLI	413	Fluoride (Level- 2.00 mg/l) , Salinity (Level- 1700.00 mg/l)	500
9	BELLARY	SANDUR	CHORNUR	CHORNUR	HALEVADDINAKATTI	437	Fluoride (Level- 1.60 mg/l) , Salinity (Level- 2400.00 mg/l)	500
10	BELLARY	SANDUR	METRIKI	RAMASAGARA	RAMASAGARA	452	Fluoride (Level- 2.00 mg/l) , Salinity (Level- 4000.00 mg/l)	500
11	BELLARY	SANDUR	VITTALAPURA	TUMUTI	TUMUTI THANDA	455	Fluoride (Level- 1.80 mg/l) , Salinity (Level- 1800.00 mg/l)	500
12	BELLARY	SANDUR	METRIKI	MALLAPURA	MALLAPURA	466	Fluoride (Level- 1.60 mg/l) , Salinity (Level- 1800.00 mg/l)	500
13	BELLARY	SANDUR	BOMMAGATTA	S. OBLAPUR	MUTTAJJANA HALLI	472	Fluoride (Level- 1.55 mg/l)	500
14	BELLARY	SANDUR	TARANAGAR	S. GANGALAPURA	S. GANGALAPURA	505	Fluoride (Level- 1.60 mg/l) , Nitrate (Level- 55.00 mg/l) , Salinity (Level- 1750.00 mg/l)	500
15	BELLARY	SANDUR	NIDAGURTHI	NIDAGURTHI	KONDAPURA	528	Fluoride (Level- 2.00 mg/l) , Salinity (Level- 1800.00 mg/l)	500
16	BELLARY	SANDUR	METRIKI	GUNDLAHALLI	GUNDLAHALLI	590	Fluoride (Level- 2.00 mg/l) , Salinity (Level- 1800.00 mg/l)	500
17	BELLARY	SANDUR	SHUSILANAGAR	AGRAHARA	MALLARAHALLI	591	Fluoride (Level- 2.02 mg/l) , Salinity (Level- 2300.00 mg/l)	500
18	BELLARY	SANDUR	NIDAGURTHI	NIDAGURTHI	UTTARAMALAI	627	Fluoride (Level- 2.50 mg/l) , Salinity (Level- 2000.00 mg/l)	500
19	BELLARY	SANDUR	KALINGERI	THIPPANAMARADI	THIPPANAMARADI	653	Fluoride (Level- 1.66 mg/l)	500
20	BELLARY	SANDUR	BOMMAGATTA	S. OBLAPUR	S. OBLAPUR	680	Fluoride (Level- 1.65 mg/l)	500

↓
DS/RWS

Sl.No	District Name	Block Name	Panchayat Name	VillageName	HabitationName	Population	Contamination	Capacity of Plant
1	2	3	4	5	6	7	8	9
21	BELLARY	SANDUR	BOMMAGATTA	S. OBLAPUR	THOKENAHALLI	748	Fluoride (Level- 1.65 mg/l)	500
22	BELLARY	SANDUR	NIDAGURTHI	73 HULIKUNTA	73 HULIKUNTA	757	Fluoride (Level- 1.59 mg/l)	500
23	BELLARY	SANDUR	SHUSILANAGAR	JAYASINGAPURA	JAYASINGAPURA	894	Fluoride (Level- 1.60 mg/l)	500
24	BELLARY	SANDUR	BANDRI	BANDRI	KODIHALLI	924	Fluoride (Level- 1.79 mg/l)	500
25	BELLARY	SANDUR	GOLLALINGAMAN	GOLLALINGAMMAN	POTALAKUNTA	978	Fluoride (Level- 1.90 mg/l) , Salinity (Level- 2000.00 mg/l)	500
26	BELLARY	SANDUR	MALAPURA	MALAPURA	MALAPURA	1012	Fluoride (Level- 1.65 mg/l)	500
27	BELLARY	SANDUR	SHUSILANAGAR	AGRAHARA	GENAKIKATTI	1095	Fluoride (Level- 1.75 mg/l) , Salinity (Level- 2200.00 mg/l)	500
28	BELLARY	SANDUR	METRIKI	METRIKI	METRIKI	1165	Fluoride (Level- 1.75 mg/l)	500
29	BELLARY	SANDUR	SHUSILANAGAR	SIDDAPURA	SIDDAPURA	1226	Fluoride (Level- 1.60 mg/l)	500
30	BELLARY	SANDUR	SHUSILANAGAR	AGRAHARA	AGRAHARA	1431	Fluoride (Level- 1.98 mg/l)	1000
31	BELLARY	SANDUR	KALINGERI	ANKAMMANAHALU	ANKAMMANAHALU	1738	Fluoride (Level- 2.89 mg/l) , Salinity (Level- 2600.00 mg/l)	1000
32	BELLARY	SANDUR	KODALU	KODALU	KODALU	1772	Fluoride (Level- 1.65 mg/l)	1000
33	BELLARY	SANDUR	NARASINGAPURA	NARASINGAPURA	NARASINGAPURA	1902	Fluoride (Level- 2.62 mg/l)	1000
34	BELLARY	SANDUR	DAROJI	DAROJI	DAROJI	1947	Fluoride (Level- 1.60 mg/l)	1000
35	BELLARY	SANDUR	KALINGERI	DEVARAMALLAPUR	DEVARAMALLAPURA	2398	Fluoride (Level- 1.68 mg/l)	1000
36	BELLARY	SANDUR	ANTHAPURA	ANTHAPURA	ANTHAPURA	2589	Fluoride (Level- 1.60 mg/l)	2000
37	BELLARY	SANDUR	SOVENAHALLI	SOVENAHALLI	SOVENAHALLI	3001	Fluoride (Level- 2.50 mg/l) , Salinity (Level- 1700.00 mg/l)	2000
38	BELLARY	SANDUR	BANDRI	BANDRI	BANDRI	4692	Fluoride (Level- 1.89 mg/l) , Salinity (Level- 2300.00 mg/l)	4000
39	BELLARY	SANDUR	DAROJI	DAROJI	HOSADAROJI	5525	Fluoride (Level- 1.51 mg/l)	4000
40	BELLARY	SANDUR		TARANAGAR	TARANAGAR	5897	Fluoride (Level- 1.68 mg/l)	4000
41	BELLARY	SANDUR	KUREKUPPA	KUREKUPPA	TORANAGALLU.R.S	7529	Fluoride (Level- 2.00 mg/l) , Salinity (Level- 1800.00 mg/l)	4000


 DS / RWS

Sl.No	District Name	Block Name	Panchayat Name	VillageName	HabitationName	Population	Contamination	Capacity of Plant
1	2	3	4	5	6	7	8	9
DISTRICT : KOPPAL								
1	KOPPAL	KUSHTAGI	SANGANAL	HADAGALI	HADAGALI	271	Fluoride (Level- 2.00 mg/l)	500
2	KOPPAL	KUSHTAGI	BIJIKAL	K.GONAL	K.GONAL	424	Fluoride (Level- 1.51 mg/l)	500
3	KOPPAL	KUSHTAGI	TEGGIHAL	TEGGIHAL	TEGGIHAL	1045	Fluoride (Level- 3.00 mg/l)	500
4	KOPPAL	YELBURGA	MURADI	TARALAKATTI	MURADI TANDA	205	Fluoride (Level- 1.80 mg/l)	500
5	KOPPAL	YELBURGA	MURADI	MAKKALLI	MAKKALLI	384	Fluoride (Level- 2.20 mg/l)	500
6	KOPPAL	YELBURGA	MATALDINNI	N.JARAKUNTI	N.JARAKUNTI	582	Fluoride (Level- 2.00 mg/l)	500
7	KOPPAL	YELBURGA	TALAKERI	SIDLABHAVI	SIDLABHAVI	798	Fluoride (Level- 1.75 mg/l)	500
DISTRICT : GADAG								
1	GADAG	NARAGUND	CHIKK-NARAGUND	CHIKK-NARAGUND	BENAKOPPA	2159	Fluoride (Level- 1.60 mg/l)	1000
2	GADAG	NARAGUND	HUNASIKATTI	KALAKERI	JAGAPUR	2199	Fluoride (Level- 2.00 mg/l)	1000
3	GADAG	NARAGUND	KANAKIKOPPA	KANAKIKOPP	SHIDDAPUR	1462	Fluoride (Level- 2.40 mg/l)	1000
4	GADAG	NARAGUND	RADDER-NAGANUR	RADDER-NAGANUR	RADDER-NAGANUR	1394	Fluoride (Level- 1.60 mg/l)	500
5	GADAG	SHIRAHATTI	FUTGAO BADNI	FUTGAO BADNI	FUTGAO BADNI	3177	Fluoride (Level- 2.00 mg/l) Nitrate (Level- 60.00 mg/l)	2000

No of Plant of Capacity IN LPH	
500	37
1000	9
2000	3
4000	4
Total	53

↓
DS/RWS

Sl.No	District Name	Block Name	Panchayat Name	VillageName	HabitationName	Population	Contamination	Capacity of Plant
1	2	3	4	5	6	7	8	9
PACKAGE - V								
DISTRICT : GULBARGA								
1	GULBARGA	AFZALPUR	ANOOR	KOLNOOR	KOLNOOR	441	Fluoride (Level- 2.00 mg/l)	500
2	GULBARGA	AFZALPUR	MASHAL	MASHAL	BALU TANDA	967	Fluoride (Level- 5.00 mg/l)	500
3	GULBARGA	AFZALPUR	KALLUR	HAWALAGA	HAWALAGA	1156	Fluoride (Level- 2.50 mg/l)	500
4	GULBARGA	AFZALPUR	GOUDGAON	GOUDGAON	GOUDGAON	1312	Fluoride (Level- 3.00 mg/l)	500
5	GULBARGA	AFZALPUR	MALLABAD	MATOLI	MATOLI	1339	Fluoride (Level- 3.00 mg/l)	500
6	GULBARGA	AFZALPUR	KOGANOOR	ANKALAGA	ANKALAGA	1549	Fluoride (Level- 2.00 mg/l)	1000
7	GULBARGA	AFZALPUR	KALLUR	KALLUR	KALLUR	1957	Fluoride (Level- 3.00 mg/l)	1000
8	GULBARGA	ALAND	KHAJURI	KHANDALA	KHANDALA TANDA	112	Fluoride (Level- 2.00 mg/l)	500
9	GULBARGA	ALAND	KADGANCHI	KADGANCHI	DHARMWADI	515	Fluoride (Level- 3.00 mg/l)	500
10	GULBARGA	ALAND	KAMALANAGAR	SAVALAGI K	BETJEWARGI	963	Fluoride (Level- 3.00 mg/l)	500
11	GULBARGA	ALAND	SHRICHAND	HODAL	HODAL	1777	Fluoride (Level- 3.50 mg/l)	1000
12	GULBARGA	ALAND	V.K. SALAGAR	LENGATI	LENGATI	1967	Fluoride (Level- 2.00 mg/l)	1000
13	GULBARGA	ALAND	NIRGUDI	NIRGUDI	NIRGUDI	3026	Fluoride (Level- 2.00 mg/l)	2000
14	GULBARGA	ALAND	NIMBARGA	NIMBARGA	NIMBARGA	6741	Fluoride (Level- 2.00 mg/l) Nitrate (Level- 100.00 mg/l)	4000
15	GULBARGA	CHINCHOLI	SIROLLI	SIROLLI	POTANGAL	279	Fluoride (Level- 2.00 mg/l)	500
16	GULBARGA	CHITTAPUR	KADBOOR	KOLKUNDA	KOLKUNDA	963	Fluoride (Level- 2.00 mg/l)	500
17	GULBARGA	CHITTAPUR	PETHSIROOR	BENNUR (B)	BENNUR (B)	1126	Fluoride (Level- 2.00 mg/l)	500
18	GULBARGA	CHITTAPUR	GUNDGURTHI	MALKUD	MALKUD	1377	Fluoride (Level- 2.50 mg/l)	500
19	GULBARGA	CHITTAPUR	DANDOTHI	MARGOL	MARGOL	1510	Fluoride (Level- 2.00 mg/l)	1000
20	GULBARGA	CHITTAPUR	SANNATHI	SANNATHI	SANNATHI	1658	Fluoride (Level- 2.00 mg/l)	1000
21	GULBARGA	CHITTAPUR	TENGLI	TENGLI	TENGLI	4071	Fluoride (Level- 2.00 mg/l)	2000
22	GULBARGA	GULBARGA	SHRINIVAS SARA	SHRINIVAS SARAD	KRISHNA NAIK TANDA	186	Fluoride (Level- 2.50 mg/l)	500
23	GULBARGA	GULBARGA	MELKUNDA (B)	MELKUNDA (B)	MELKUNDA TANDA	200	Fluoride (Level- 2.00 mg/l)	500
24	GULBARGA	GULBARGA	KAMALAPUR	KAMALAPUR	BANJARA TANDA	283	Fluoride (Level- 5.00 mg/l)	500
25	GULBARGA	GULBARGA	MAHAGAON	MAHAGAON	MAHAGAON CROSS	334	Fluoride (Level- 1.80 mg/l) Nitrate (Level- 100.00 mg/l)	500

↓
DS / RWS

Sl.No	District Name	Block Name	Panchayat Name	VillageName	HabitationName	Population	Contamination	Capacity of Plant
1	2	3	4	5	6	7	8	9
						677	Fluoride (Level- 3.00 mg/l)	500
26	GULBARGA	GULBARGA	HEROOR (B)	BELGUMPA	BELGUMPA	833	Fluoride (Level- 2.00 mg/l)	900
27	GULBARGA	GULBARGA	SANNUR	ZAPUR	ZAPUR	1267	Fluoride (Level- 2.00 mg/l)	500
28	GULBARGA	GULBARGA	KAWALGA (B)	BASANAL	BASANAL	1496	Fluoride (Level- 2.00 mg/l)	1000
29	GULBARGA	GULBARGA	MELKUNDA (B)	HUNSI HADAGIL	HUNSI HADAGIL	4777	Fluoride (Level- 2.00 mg/l)	4000
30	GULBARGA	GULBARGA	SHRINIVAS SARA	SHRINIVAS SARAD	SHRINIVAS SARADGI	110	Fluoride (Level- 2.00 mg/l)	500
31	GULBARGA	SEDAM	MEDAK	GAJLAPUR	GAJLAPUR	158	Fluoride (Level- 2.00 mg/l)	500
32	GULBARGA	SEDAM	JACKANPALLI	RUDRAWADRAM	RUDRAWADRAM	184	Fluoride (Level- 2.00 mg/l)	500
33	GULBARGA	SEDAM	RANJOL	AMARWADI	AMARWADI	312	Fluoride (Level- 2.00 mg/l)	500
34	GULBARGA	SEDAM	MUDHOL	MUDHOL	KOTTAPALLI TANDA	459	Fluoride (Level- 2.00 mg/l)	500
35	GULBARGA	SEDAM	BANNUR (G)	BANNUR (G)	BANNUR (G)	562	Fluoride (Level- 1.80 mg/l)	500
36	GULBARGA	SEDAM	HANDARKI	HANDARKI	HANDARKI GATE	586	Fluoride (Level- 2.00 mg/l)	500
37	GULBARGA	SEDAM	RAJIV NAGAR	RAJIV NAGAR	RAJIV NAGAR	630	Fluoride (Level- 2.50 mg/l)	500
38	GULBARGA	SEDAM	KODLA	MUSTAHALLI	MUSTAHALLI	665	Fluoride (Level- 2.00 mg/l)	500
39	GULBARGA	SEDAM	LINGAMPALLI	BANDEMPALLI	BANDEMPALLI	784	Fluoride (Level- 2.00 mg/l)	500
40	GULBARGA	SEDAM	TELKUR	YADAHALLI	YADAHALLI	908	Fluoride (Level- 2.00 mg/l) Nitrate (Level- 55.00 mg/l)	500
41	GULBARGA	SEDAM	RIBBANPALLI	KHANDERAYANPA	KHANDERAYANPALLI	1088	Fluoride (Level- 2.00 mg/l)	500
42	GULBARGA	SEDAM	MEENHABAL	MEENHABAL	MEENHABAL	1318	Fluoride (Level- 2.25 mg/l)	500
43	GULBARGA	SEDAM	MUDHOL	MUDHOL	KOTTAPALLI	1399	Fluoride (Level- 2.00 mg/l)	1000
44	GULBARGA	SEDAM	HULGOL	HULGOL	HULGOL	1572	Fluoride (Level- 2.00 mg/l)	1000
45	GULBARGA	SEDAM	CHITKANPALLI	CHITKANPALLI	CHITKANPALLI	1898	Fluoride (Level- 2.00 mg/l)	1000
46	GULBARGA	SEDAM	KUKKUNDA	KUKKUNDA	KUKKUNDA	2105	Fluoride (Level- 2.00 mg/l)	1000
47	GULBARGA	SEDAM	RIBBANPALLI	RIBBANPALLI	RIBBANPALLI	2138	Fluoride (Level- 2.00 mg/l)	1000
48	GULBARGA	SEDAM	KOLKUNDA	MALKAPALLI	MALKAPALLI	2659	Fluoride (Level- 2.00 mg/l)	2000
49	GULBARGA	SEDAM	MALKHED	BHIM NAGAR	BHIM NAGAR			
	DISTRICT : BIDAR							
1	BIDAR	BHALKI	K. CHINCHOLI	SECUNDERABAD V	SECUNDERABAD WADI	557	Fluoride (Level- 1.70 mg/l)	500
2	BIDAR	BIDAR	GUMMA	GUMMA	GUMMA	829	Fluoride (Level- 1.60 mg/l)	1000
3	BIDAR	BIDAR	CHATNALLI	HONNADDI	HONNADDI	1673	Fluoride (Level- 1.70 mg/l)	2000
4	BIDAR	BIDAR	AURAD (S)	AURAD (S)	AURAD (S)	4511	Fluoride (Level- 1.80 mg/l)	

No of Plant of Capacity IN LPH	
500	34
1000	13
2000	4
4000	2
Total	53

↓
DS / RWS

Sl.No	District Name	Block Name	Panchayat Name	VillageName	HabitationName	Population	Contamination	Capacity of Plant
1	2	3	4	5	6	7	8	9
PACKAGE - VI								
	DISTRICT : CHIKMAGALUR							500
1	CHIKMAGALUR	CHICKMAGALUR	KELAGUR	KELAGUR	HARAVINAKARE	31	Fluoride (Level- 4.00 mg/l)	500
2	CHIKMAGALUR	CHICKMAGALUR	LAKYA	HALELAKYA	LAXMIPURA	93	Fluoride (Level- 2.00 mg/l) , Iron (Level- 2.00 mg/l) , Nitrate (Level- 50.00 mg/l)	500
3	CHIKMAGALUR	CHICKMAGALUR		YELAGUDIGE	HARAVINAGANDI	181	Fluoride (Level- 2.00 mg/l)	500
4	CHIKMAGALUR	CHICKMAGALUR	SATHIHALLI	SATHIHALLI	KAREHATTI	219	Fluoride (Level- 2.00 mg/l)	500
5	CHIKMAGALUR	CHICKMAGALUR	LAKYA	DEVARAHALLI	DEVARAHALLI	310	Fluoride (Level- 2.00 mg/l) , Iron (Level- 2.00 mg/l) , Nitrate (Level- 50.00 mg/l)	500
6	CHIKMAGALUR	CHICKMAGALUR	SHIRAVASE	SUGUDUVANI	SUGADAVANI	333	Fluoride (Level- 2.00 mg/l) , Iron (Level- 2.00 mg/l)	500
7	CHIKMAGALUR	CHICKMAGALUR	DEVADANA	DEVADANA	SANGAMESHWARPETE	482	Fluoride (Level- 3.00 mg/l)	500
8	CHIKMAGALUR	CHICKMAGALUR	KELAGUR	BALEHALLI	BALEHALLI	501	Fluoride (Level- 2.00 mg/l) , Nitrate (Level- 50.00 mg/l)	500
9	CHIKMAGALUR	CHICKMAGALUR	DODDAMAGARAV	BANNUR	BANNUR	586	Fluoride (Level- 3.00 mg/l) , Iron (Level- 6.30 mg/l)	500
10	CHIKMAGALUR	CHICKMAGALUR	LAKYA	HALELAKYA	HALELAKYA	589	Fluoride (Level- 2.00 mg/l) , Iron (Level- 2.00 mg/l) , Nitrate (Level- 50.00 mg/l)	500
11	CHIKMAGALUR	CHICKMAGALUR	BIDARE	BIDARE	UJJANE	768	Fluoride (Level- 2.00 mg/l)	500
12	CHIKMAGALUR	CHICKMAGALUR	DODDAMAGARAV	DODDAMAGARAVA	DODDAMAGARAVALLI	911	Fluoride (Level- 4.00 mg/l)	500
13	CHIKMAGALUR	MUDIGERE	CHINNIGA	CHINNIGA	HOYSALU	564	Fluoride (Level- 2.00 mg/l)	500
DISTRICT : HASSAN								
1	HASSAN	ARSIKERE	BANDURU	THIRUPATHI HALLI	VADDARA HATTI - 2	68	Fluoride (Level- 1.90 mg/l)	500
2	HASSAN	ARSIKERE	BANDURU	THIRUPATHI HALLI	VADDARA HATTI - 1	76	Fluoride (Level- 1.90 mg/l)	500
3	HASSAN	ARSIKERE	BANDURU	THIRUPATHI HALLI	VADDARA HATTI	88	Fluoride (Level- 1.80 mg/l)	500
4	HASSAN	ARSIKERE	BENDEKERE	LAYALAPURA	LAYALAPURA - 2	90	Fluoride (Level- 1.60 mg/l)	500
5	HASSAN	ARSIKERE	J C PURA	BYRAPURA	BYRAPURA	107	Fluoride (Level- 1.60 mg/l)	500
6	HASSAN	ARSIKERE	HANDRALU	MATHADA HOSA H	VADDARA HATTI	127	Fluoride (Level- 1.65 mg/l)	500
7	HASSAN	ARSIKERE	DUMMENHALLI	KAREHALLI	KAREHALLI	181	Fluoride (Level- 1.65 mg/l)	500
8	HASSAN	ARSIKERE	GEEJHALLI	ANNAYANAKANAH	MEGALATTI	190	Fluoride (Level- 1.65 mg/l)	500
9	HASSAN	ARSIKERE	NARASIPURA	HIRESADARAHALL	NARASIPURA GOLLARA	200	Fluoride (Level- 1.60 mg/l)	500
10	HASSAN	ARSIKERE	KURUVANKA	K G AGRAHARA	BOOCHANA KOPPALU	212	Fluoride (Level- 1.60 mg/l)	500

↓
DS / RWS
12

Sl.No	District Name	Block Name	Panchayat Name	VillageName	HabitationName	Population	Contamination	Capacity of Plant
1	2	3	4	5	6	7	8	9
11	HASSAN	ARSIKERE	GEEJIHALLI	ANNAYANAKANAH	KELAGINA VADARATTI	230	Fluoride (Level- 1.65 mg/l)	500
12	HASSAN	ARSIKERE	AGGUNDA	AGGUNDA	SIDDARAHALLI	304	Fluoride (Level- 1.75 mg/l)	500
13	HASSAN	ARSIKERE	BENDEKERE	CHIKKURU	GOLLARA HATTI 2	308	Fluoride (Level- 1.70 mg/l)	500
14	HASSAN	ARSIKERE	NARASIPURA	GIDDEGOWDANA	GIDDEGOWDANA KOPP	325	Fluoride (Level- 1.60 mg/l)	500
15	HASSAN	ARSIKERE	KALYADI	KALYADI	M N KOPPALU	328	Fluoride (Level- 1.70 mg/l)	500
16	HASSAN	ARSIKERE	THALUR	ANNAPURA	ANNAPURA	329	Fluoride (Level- 1.70 mg/l)	500
17	HASSAN	ARSIKERE	J C PURA	DODDAGATTA	DODDAGATTA	376	Fluoride (Level- 1.80 mg/l)	500
18	HASSAN	ARSIKERE	BENDEKERE	CHIKKURU	GOLLARA HATTI	410	Fluoride (Level- 1.65 mg/l)	500
19	HASSAN	ARSIKERE	DUMMENHALLI	SHANKARANAHALI	S.BANAJARTHANDYA	419	Fluoride (Level- 1.60 mg/l)	500
20	HASSAN	ARSIKERE	HANDRALU	MATHADA HOSA H	MATHADA HOSA HALLI	572	Fluoride (Level- 1.65 mg/l)	500
21	HASSAN	ARSIKERE	HANDRALU	SINGENAHALLI	SINGENAHALLI	730	Fluoride (Level- 1.60 mg/l)	500
22	HASSAN	ARSIKERE	J C PURA	CHIKKALKUR	CHIKKALKUR	849	Fluoride (Level- 1.65 mg/l)	500
23	HASSAN	HOLENARSIPUR	MARAGOWDANA	ANKANAHALLY	ANKANAHALLY	320	Fluoride (Level- 1.70 mg/l)	500

No of Plant of Capacity IN LPH	
500	36
1000	0
2000	0
4000	0
Total	36


↓
DS / RWS

Sl.No	District Name	Block Name	Panchayat Name	VillageName	HabitationName	Population	Contamination	Capacity of Plant
1	2	3	4	5	6	7	8	9
PACKAGE -VII								
DISTRICT : CHITRADURGA								
1	CHITRADURGA	CHALLAKERE	RAMAJOGIHALLI	KURDIHALLI	KURDIHALLI LAMBANIHA	49	Fluoride (Level- 2.30 mg/l)	500
2	CHITRADURGA	CHALLAKERE	BELAGERE	KALAMARAHALLI	YELAVARAHATTY	175	Fluoride (Level- 3.00 mg/l)	500
3	CHITRADURGA	CHALLAKERE	BUDNAHATTI	BUDNAHATTI	KEREHINDALAHATTY	182	Fluoride (Level- 1.60 mg/l) Nitrate (Level- 65.00 mg/l)	500
4	CHITRADURGA	CHALLAKERE	OBLAPURA	OBLAPURA	DASARAHALLI	283	Fluoride (Level- 1.80 mg/l) Nitrate (Level- 48.00 mg/l)	500
5	CHITRADURGA	CHALLAKERE	DEVARA MARIKU	DEVARA MARIKUN	GOLLARAHATTY	291	Fluoride (Level- 3.00 mg/l) Nitrate (Level- 50.00 mg/l)	500
6	CHITRADURGA	CHALLAKERE	NERALAGUNTE	NERALAGUNTE	BATHAIAHANAHATTI	461	Fluoride (Level- 2.00 mg/l)	500
7	CHITRADURGA	CHALLAKERE	ABBENAHALLI	ABBENAHALLI	ABBENAHALLI	462	Fluoride (Level- 1.90 mg/l) Nitrate (Level- 46.00 mg/l)	500
8	CHITRADURGA	CHALLAKERE	HIREHALLI	BUKLARAHALLI	BUKLARAHALLI	539	Fluoride (Level- 1.60 mg/l) Nitrate (Level- 47.00 mg/l)	500
9	CHITRADURGA	CHALLAKERE	GHATTAPARTHY	CHANNAGANAHALLI	CHANNAGANAHALLI	568	Fluoride (Level- 1.80 mg/l) Nitrate (Level- 50.00 mg/l)	500
10	CHITRADURGA	CHALLAKERE	BUDNAHATTI	BUDNAHATTI	BUDNAHATTI	584	Fluoride (Level- 1.70 mg/l) Nitrate (Level- 50.00 mg/l)	500
11	CHITRADURGA	CHALLAKERE	OBLAPURA	DONEHALLI	DONEHALLI	873	Fluoride (Level- 2.04 mg/l) Nitrate (Level- 164.00 mg/l)	500
12	CHITRADURGA	CHALLAKERE	SANIKERE	HEGGERE	HEGGERE	1649	Fluoride (Level- 1.70 mg/l) Nitrate (Level- 48.00 mg/l)	1000
13	CHITRADURGA	CHITRADURGA	GONUR	MUTTAIAHNAHATTI	MUTTAIAHNAHATTI	313	Fluoride (Level- 1.70 mg/l)	500
14	CHITRADURGA	CHITRADURGA	INGALADAL	YAREHALLI	YAREHALLI	775	Fluoride (Level- 2.60 mg/l)	500
15	CHITRADURGA	CHITRADURGA	IYANAHALLI	K.BALLAKATTE	K.BALLAKATTE	1166	Fluoride (Level- 2.00 mg/l)	500
16	CHITRADURGA	CHITRADURGA	ALAGAWADI	PALAKIHALLI	PALAKIHALLI	1514	Fluoride (Level- 1.80 mg/l)	1000
17	CHITRADURGA	HIRIYUR	IKKANUR	HOMBALADAHATTI	HOMBALADAHATTY	201	Fluoride (Level- 1.60 mg/l)	500
18	CHITRADURGA	HIRIYUR	RANGENAHALLY	SHIVAGANGA	SHIVAGANGA	204	Fluoride (Level- 1.70 mg/l)	500
19	CHITRADURGA	HIRIYUR	IKKANUR	KODIHALLY	KODIHALLY LAMBANI HA	593	Fluoride (Level- 1.80 mg/l)	500
20	CHITRADURGA	HIRIYUR	RANGENAHALLY	UPPARAHALLY	UPPARAHALLY	612	Fluoride (Level- 3.00 mg/l)	500

↓
DS / RWS

Sl.No	District Name	Block Name	Panchayat Name	VillageName	HabitationName	Population	Contamination	Capacity of Plant
1.	2	3	4	5	6	7.	8	9
21	CHITRADURGA	HIRIYUR	GANNAIKANAHAL	HEMADALA	HEMADALA	1332	Fluoride (Level- 1.80 mg/l)	500
22	CHITRADURGA	HIRIYUR	YARABAHALLY	YARABAHALLY	YARABAHALLY	1418	Fluoride (Level- 3.00 mg/l)	1000
23	CHITRADURGA	HIRIYUR	MASKAL	MASKAL MATTI	MASKAL MATTI	1873	Fluoride (Level- 5.00 mg/l)	1000
24	CHITRADURGA	HIRIYUR	DHARMAPURA	SHRAVANAGERE	SHRAVANAGERE	2639	Fluoride (Level- 1.60 mg/l)	2000
25	CHITRADURGA	HOLALKERE	ADANUR	ADANUR	ARENAHALLY	433	Fluoride (Level- 1.70 mg/l)	500
26	CHITRADURGA	HOSADURGA	DEVAPURA	DEVAPURA	MAHALAKSHMIPURA	129	Fluoride (Level- 3.00 mg/l)	500
27	CHITRADURGA	HOSADURGA	JANKAL	JANKAL	KAMSAGARA	133	Fluoride (Level- 3.50 mg/l)	500
28	CHITRADURGA	HOSADURGA	KANCHIPURA	KAGGALAKATTE	KAGGALAKATTE	173	Fluoride (Level- 3.50 mg/l)	500
29	CHITRADURGA	HOSADURGA	DODDGHATTA	DODDGHATTA	H.ROPPA	202	Fluoride (Level- 2.00 mg/l)	500
30	CHITRADURGA	HOSADURGA	DEVAPURA	D.COLONY	D.COLONY	212	Fluoride (Level- 3.40 mg/l)	500
31	CHITRADURGA	HOSADURGA	BAGUR	PALYADAHALLY	PALYADAHALLY	250	Fluoride (Level- 1.51 mg/l)	500
32	CHITRADURGA	HOSADURGA	MADADAKERE	RANGAVVANAHALLI	LAMBANIHATTY	252	Fluoride (Level- 3.00 mg/l)	500
33	CHITRADURGA	HOSADURGA	S NERLAKERE	SADARAHALLY	KALANAYAKANAHATTY	259	Fluoride (Level- 3.00 mg/l)	500
34	CHITRADURGA	HOSADURGA	MALLAPPANAHAL	CHIKKAMMANAHALLI	CHIKKAMMANAHALLI	306	Fluoride (Level- 1.70 mg/l)	500
35	CHITRADURGA	HOSADURGA	KELLODU	KANNAGUNDHI	KANNAGUNDHI GOLLRA	316	Fluoride (Level- 3.00 mg/l)	500
36	CHITRADURGA	HOSADURGA	MALLAPPANAHAL	JAMMAPURA	JAMMAPURA	342	Fluoride (Level- 2.40 mg/l)	500
37	CHITRADURGA	HOSADURGA	KANCHIPURA	NAGANAYAKANAK	NAGANAYAKANAKATTI	360	Fluoride (Level- 3.00 mg/l)	500
38	CHITRADURGA	HOSADURGA	DEVIGERE	GUTIKATTE	GUTHIKATTE G.HATTY	430	Fluoride (Level- 3.00 mg/l)	500
39	CHITRADURGA	HOSADURGA	S NERLAKERE	S.NERLAKERE	GARIMBILU	457	Fluoride (Level- 3.00 mg/l)	500
40	CHITRADURGA	HOSADURGA	DEVAPURA	DEVAPURA	AKKITHIMMAIAHNAHAT	503	Fluoride (Level- 3.00 mg/l)	500
41	CHITRADURGA	HOSADURGA	KURUBARAHALLI	GAVIRANGAPURA	GAVIRANGAPURA	519	Fluoride (Level- 1.53 mg/l) Nitrate (Level- 63.00 mg/l) Salinity (Level- 650.00 mg/l)	500
42	CHITRADURGA	HOSADURGA	ANIVALA	HALLEKUNDUR	KUDUR G.HATTI	520	Fluoride (Level- 1.60 mg/l)	500
43	CHITRADURGA	HOSADURGA	DODDGHATTA	DUGGAVARA	N. BOVIHATTI	555	Fluoride (Level- 2.50 mg/l)	500
44	CHITRADURGA	HOSADURGA	HEGGERE	KASAPPANAHALLY	DALVAYIKATTE	563	Fluoride (Level- 2.43 mg/l) Nitrate (Level- 63.00 mg/l)	500
45	CHITRADURGA	HOSADURGA	JANKAL	BENAKANAHALLI	BENAKANAHALLI	593	Fluoride (Level- 4.60 mg/l)	500
46	CHITRADURGA	HOSADURGA	KONGAVALLY	KONDAJI	KONDAJI	598	Fluoride (Level- 3.00 mg/l)	500
47	CHITRADURGA	HOSADURGA	KAREHALLI	MENASINODU	MENASINODU	626	Fluoride (Level- 3.00 mg/l)	500
48	CHITRADURGA	HOSADURGA	SANIHALLI	ADRIKATTE	ADRIKATTE	635	Fluoride (Level- 1.54 mg/l) Nitrate (Level- 50.00 mg/l)	500
49	CHITRADURGA	HOSADURGA	JANKAL	JANKAL	NAYAKARAHATTI	662	Fluoride (Level- 4.10 mg/l)	500
50	CHITRADURGA	HOSADURGA	JANKAL	JANKAL	KANTAPURA	663	Fluoride (Level- 3.20 mg/l)	500

No of Plant of Capacity - IN LPH	
500	45
1000	4
2000	1
4000	0
Total	50


 DS / RWS

Sl.No	District Name	Block Name	Panchayat Name	VillageName	HabitationName	Population	Contamination	Capacity of Plant
1	2	3	4	5	6	7	8	9
PACKAGE -VIII								
DISTRICT : CHITRADURGA								
1	CHITRADURGA	HOSADURGA	MATHODU	SIDDAGONDANAHALLI	SIDDAGONDANAHALLY	675	Fluoride (Level- 1.89 mg/l) Nitrate (Level- 324.00 mg/l)	500
2	CHITRADURGA	HOSADURGA	ATTHIMAGGE	ATHIMAGGE	ATHIMAGGE	682	Fluoride (Level- 1.52 mg/l)	500
3	CHITRADURGA	HOSADURGA	THANDGA	ADRIKATTE	KODIHALLY	699	Fluoride (Level- 2.00 mg/l) Salinity (Level- 650.00 mg/l)	500
4	CHITRADURGA	HOSADURGA	ANIVALA	HALLEKUNDUR	HOSAKUNDUR	743	Fluoride (Level- 1.55 mg/l)	500
5	CHITRADURGA	HOSADURGA	G.N.KERE	KASAPPANAHALLY	KASAPPANAHALLY	790	Fluoride (Level- 2.70 mg/l)	500
6	CHITRADURGA	HOSADURGA	KABBLA	BOMMENAHALLY	BOMMENAHALLY	879	Fluoride (Level- 2.00 mg/l)	500
7	CHITRADURGA	HOSADURGA	MATHODU	KAPPANAKANAHALLY	KAPPANAKANAHALLY	898	Fluoride (Level- 3.60 mg/l) Nitrate (Level- 364.00 mg/l)	500
8	CHITRADURGA	HOSADURGA	DODDGHATTA	DUGGAVARA	DUGGAVARA	928	Fluoride (Level- 2.50 mg/l)	500
9	CHITRADURGA	HOSADURGA	KAINADU	GOLLARAHALLY	GOLLARAHALLY	955	Fluoride (Level- 3.00 mg/l) Nitrate (Level- 50.00 mg/l)	500
10	CHITRADURGA	HOSADURGA	MALLAPPANAHALLY	BURUDEKATTE	BURUDEKATTE	1236	Fluoride (Level- 2.20 mg/l)	1000
11	CHITRADURGA	HOSADURGA	DODDGHATTA	DODDGHATTA	DODDGHATTA	1594	Fluoride (Level- 2.50 mg/l)	1000
12	CHITRADURGA	HOSADURGA	MALLAPPANAHALLY	MALLAPPANAHALLY	MALLAPPANAHALLY	2320	Fluoride (Level- 2.10 mg/l)	500
13	CHITRADURGA	MOLAKALMURU	NERALAHALLI	MARLAHALLI	MUDAIAHNAHALLY	216	Fluoride (Level- 1.76 mg/l) Nitrate (Level- 220.00 mg/l)	500
14	CHITRADURGA	MOLAKALMURU	RAYAPURA	YARRAPOTHAJOGI	YARRAPOTHAJOGIHALLI	263	Fluoride (Level- 2.49 mg/l) Nitrate (Level- 58.00 mg/l)	500
15	CHITRADURGA	MOLAKALMURU	SANTHEGUDDA	KELAGINAKANIVE	KELAGINAKANIVE	435	Fluoride (Level- 1.99 mg/l) Nitrate (Level- 54.00 mg/l)	500
16	CHITRADURGA	MOLAKALMURU	NERALAHALLI	MARLAHALLI	BADASURAINAHALLY	445	Fluoride (Level- 1.89 mg/l) Nitrate (Level- 208.00 mg/l)	500
DISTRICT : DAVANGERE								
17	DAVANGERE	CHANNAGIRI	NALKUDURE	NALKUDURE	ASHOKA NAGARA CAMP	678	Fluoride (Level- 2.32 mg/l) Fluoride (Level- 1.64 mg/l) Nitrate (Level- 90.00 mg/l)	500
18	DAVANGERE	CHANNAGIRI	NALKUDURE	NALKUDURE	NALKUDURE GOMALA	804	Salinity (Level- 1080.00 mg/l)	1000
19	DAVANGERE	CHANNAGIRI	KARIGANURU	AREHALLI	AREHALLI	1587	Fluoride (Level- 2.00 mg/l) Salinity (Level- 850.00 mg/l)	1000
20	DAVANGERE	CHANNAGIRI	HEBBALAGERE	HEBBALAGERE	HEBBALAGERE	2202	Fluoride (Level- 2.00 mg/l) Nitrate (Level- 51.00 mg/l)	1000
21	DAVANGERE	CHANNAGIRI	NALKUDURE	NALKUDURE	NALKUDURE	2594	Fluoride (Level- 1.94 mg/l) Nitrate (Level- 48.00 mg/l)	1000
22	DAVANGERE	CHANNAGIRI	NAVILEHALU	DODDAGHATTA	DODDAGHATTA	3105	Fluoride (Level- 1.72 mg/l) Nitrate (Level- 193.00 mg/l) Salinity (Level- 960.00 mg/l)	2000
23	DAVANGERE	DAVANAGERE	HONNURU	VADDINAHALLI	VADDINAHALLI	1021	Fluoride (Level- 2.00 mg/l) Nitrate (Level- 50.00 mg/l) Salinity (Level- 810.00 mg/l)	500
24	DAVANGERE	DAVANAGERE	HONNURU	MALAGONDANAHALLY	MALAGONDANAHALLY	1101	Fluoride (Level- 1.82 mg/l) Nitrate (Level- 55.00 mg/l)	500
25	DAVANGERE	DAVANAGERE	HONNURU	HIRIYUR CAMP	HIRIYUR CAMP	1426	Fluoride (Level- 1.65 mg/l)	1000

↓
DS/RWS

Sl.No	District Name	Block Name	Panchayat Name	VillageName	HabitationName	Population	Contamination	Capacity of Plant
1	2	3	4	5	6	7	8	9
26	DAVANGERE	DAVANAGERE	AVARAGOLLA	AVARAGOLLA	AVARAGOLLA	3126	Fluoride (Level- 1.84 mg/l) Nitrate (Level- 74.00 mg/l)	2000
27	DAVANGERE	HARAPPANAHA	MATTHIHALLI	MATTHIHALLI	PUNAYANAGARA	53	Fluoride (Level- 1.60 mg/l) Nitrate (Level- 46.00 mg/l)	500
28	DAVANGERE	HARAPPANAHA	BENNIHALLI	PRUTHESHWARA	PRAKASH NAGARA	56	Fluoride (Level- 5.00 mg/l)	500
29	DAVANGERE	HARAPPANAHA	PUNABHAGATTA	KALLUGUDI	BIKKIMATTI THANDA	123	Fluoride (Level- 1.60 mg/l) Nitrate (Level- 46.00 mg/l)	500
30	DAVANGERE	HARAPPANAHA	PUNABHAGATTA	PUNABHAGATTA	HONNAPURA	138	Fluoride (Level- 1.51 mg/l)	500
31	DAVANGERE	HARAPPANAHA	BENNIHALLI	BENNIHALLI	BADA	140	Fluoride (Level- 2.00 mg/l)	500
32	DAVANGERE	HARAPPANAHA	CHATNIHALLI	CHATNIHALLI	GOWLERAHATTI	143	Fluoride (Level- 2.00 mg/l)	500
33	DAVANGERE	HARAPPANAHA	CHATNIHALLI	CHATNIHALLI	VADERABASAPURA	145	Fluoride (Level- 2.00 mg/l)	500
34	DAVANGERE	HARAPPANAHA	THOUDURU	THOUDURU	GULEDAHATTI	188	Fluoride (Level- 2.00 mg/l)	500
35	DAVANGERE	HARAPPANAHA	THOUDURU	THOUDURU	BHEEMALANA THANDA	236	Fluoride (Level- 2.00 mg/l)	500
36	DAVANGERE	HARAPPANAHA	THOUDURU	THOUDURU	NANDIKAMBA	245	Fluoride (Level- 2.00 mg/l)	500
37	DAVANGERE	HARAPPANAHA	YADIHALLI	SEVANAGARA	BENDIGERI SANNA THA	246	Fluoride (Level- 1.70 mg/l)	500
38	DAVANGERE	HARAPPANAHA	NICCHAVVANAHAL	NICCHAVVANAHAL	VADERABASAPURA TAN	250	Fluoride (Level- 2.00 mg/l) Nitrate (Level- 46.00 mg/l)	500
39	DAVANGERE	HARAPPANAHA	ANAJIGERE	ANAJIGERE	SRINIVASAPURA	261	Fluoride (Level- 2.00 mg/l) Nitrate (Level- 113.00 mg/l)	500
40	DAVANGERE	HARAPPANAHA	K. KALLAHALLI	K. KALLAHALLI	VYASANA THANDA	264	Fluoride (Level- 1.70 mg/l)	500
41	DAVANGERE	HARAPPANAHA	PUNABHAGATTA	PUNABHAGATTA	PUNABHAGATTA THAND	282	Fluoride (Level- 1.51 mg/l)	500
42	DAVANGERE	HARAPPANAHA	PUNABHAGATTA	PUNABHAGATTA	KADEKAL THANDA	291	Fluoride (Level- 1.51 mg/l)	500
43	DAVANGERE	HARAPPANAHA	BENNIHALLI	PRUTHESHWARA	PRUTHESHWARA	310	Fluoride (Level- 3.00 mg/l)	500
44	DAVANGERE	HARAPPANAHA	SINGRIHALLI	SINGRIHALLI	UDAYAPUR	325	Fluoride (Level- 2.00 mg/l)	500
45	DAVANGERE	HARAPPANAHA	HIREMEGALAGER	LAXMIPURA	JAMBULINGANAHALLI	380	Fluoride (Level- 2.00 mg/l)	500
46	DAVANGERE	HARAPPANAHA	CHATNIHALLI	CHATNIHALLI	KENCHAPURA	444	Fluoride (Level- 2.00 mg/l)	500
47	DAVANGERE	HARAPPANAHA	ANAJIGERE	ANAJIGERE	HANUMANAHALLI	467	Fluoride (Level- 1.78 mg/l) Nitrate (Level- 71.00 mg/l)	500
48	DAVANGERE	HARAPPANAHA	DUGGAVATHI	KADATHI	KANDIKERI THANDA	521	Fluoride (Level- 1.60 mg/l)	500
49	DAVANGERE	HARAPPANAHA	TOGARIKATTI	TOGARIKATTI	TOGARIKATTI	522	Fluoride (Level- 1.60 mg/l)	500
50	DAVANGERE	HARAPPANAHA	HALUVAGALU	HALUVAGALU	OLA THANDA	582	Fluoride (Level- 2.00 mg/l)	500

No of Plant of Capacity IN LPH	
500	42
1000	6
2000	2
4000	0
Total	50

Sl.No	District Name	Block Name	Panchayat Name	VillageName	HabitationName	Population	Contamination	Capacity of Plant
1	2	3	4	5	6	7	8	9
PACKAGE -IX								
DISTRICT : DAVANGERE								
1	DAVANGERE	HARAPPANAHA	NICCHAVVANAHA	NICCHAVVANAHAL	HARIYAMMANAHALLI	618	Fluoride (Level- 1.60 mg/l)	500
2	DAVANGERE	HARAPPANAHA	KADABAGERE	JOSHILINGAPURA	JOSHILINGAPURA	625	Fluoride (Level- 2.72 mg/l)	500
3	DAVANGERE	HARAPPANAHA	HIREMEGALAGERE	LAXMIPURA	AREBASAPURA	638	Fluoride (Level- 1.60 mg/l)	500
4	DAVANGERE	HARAPPANAHA	K. KALLAHALLI	K. KALLAHALLI	HAMAPURA	659	Fluoride (Level- 2.00 mg/l)	500
5	DAVANGERE	HARAPPANAHA	NICCHAVVANAHA	NICCHAVVANAHAL	ADAVIMALLAPURA	667	Fluoride (Level- 2.00 mg/l)	500
6	DAVANGERE	HARAPPANAHA	NICCHAVVANAHA	NICCHAVVANAHAL	KANAKABASAPURA	670	Fluoride (Level- 2.00 mg/l)	500
7	DAVANGERE	HARAPPANAHA	MATTHIHALLI	ALADAHALLI	H. SEERANAHALLI	687	Fluoride (Level- 2.00 mg/l)	500
8	DAVANGERE	HARAPPANAHA	K. KALLAHALLI	K. KALLAHALLI	ARE MAJJIGERI	707	Fluoride (Level- 2.00 mg/l) , Nitrate (Level- 48.00 mg/l)	500
9	DAVANGERE	HARAPPANAHA	KOOLAHALLI	MADAPURA	YERADETHINAHALLI	711	Fluoride (Level- 2.00 mg/l) , Nitrate (Level- 50.00 mg/l)	500
10	DAVANGERE	HARAPPANAHA	NANDIBEVOOR	NANDIBEVOOR	NANDIBEVOOR THANDA	724	Fluoride (Level- 2.00 mg/l) , Nitrate (Level- 46.00 mg/l)	500
11	DAVANGERE	HARAPPANAHA	TELIGI	TELIGI	T. THIMLAPURA	800	Fluoride (Level- 2.00 mg/l)	500
12	DAVANGERE	HARAPPANAHA	YADIHALLI	SEVANAGARA	SEVANAGARA	865	Fluoride (Level- 1.60 mg/l)	500
13	DAVANGERE	HARAPPANAHA	K. KALLAHALLI	K. KALLAHALLI	K. KALLAHALLI	913	Fluoride (Level- 2.00 mg/l) , Nitrate (Level- 50.00 mg/l)	500
14	DAVANGERE	HARAPPANAHA	HOSAKOTE	HOSAKOTE	KEREGUDIHALLI	1010	Fluoride (Level- 2.00 mg/l)	500
15	DAVANGERE	HARAPPANAHA	CHATNIHALLI	CHATNIHALLI	U. KALLAHALLI	1064	Fluoride (Level- 3.00 mg/l)	500
16	DAVANGERE	HARAPPANAHA	HARAKANALU	CHANNAHALLI	GHANNAHALLI	1099	Fluoride (Level- 2.00 mg/l)	500
17	DAVANGERE	HARAPPANAHA	SASVIHALLI	HAGARIGUDIHALLI	HAGARIGUDIHALLI	1102	Fluoride (Level- 2.00 mg/l)	500
18	DAVANGERE	HARAPPANAHA	PUNABHAGATTA	PUNABHAGATTA	PUNABHAGATTA	1416	Fluoride (Level- 2.00 mg/l)	1000
19	DAVANGERE	HARAPPANAHA	THOUDURU	THOUDURU	THOUDURU	1474	Fluoride (Level- 2.00 mg/l)	1000
20	DAVANGERE	HARAPPANAHA	TOGARIKATTI	TOGARIKATTI	GOWRIHALLI	1716	Fluoride (Level- 2.44 mg/l) , Nitrate (Level- 88.00 mg/l)	1000
21	DAVANGERE	HARAPPANAHA	NANDIBEVOOR	KONGANAHOSUR	KONGANAHOSUR	1731	Fluoride (Level- 1.60 mg/l)	1000
22	DAVANGERE	HARAPPANAHA	ANAJIGERE	ANAJIGERE	J. THUMBIGERE	1871	Fluoride (Level- 2.00 mg/l)	1000
23	DAVANGERE	HARAPPANAHA	KOOLAHALLI	KOOLAHALLI	KOOLAHALLI	1891	Fluoride (Level- 2.00 mg/l)	1000
24	DAVANGERE	HARAPPANAHA	PUNABHAGATTA	PUNABHAGATTA	KAMBATHHALLI	2211	Fluoride (Level- 2.00 mg/l)	1000
25	DAVANGERE	HARAPPANAHA	YADIHALLI	YADIHALLI	YADIHALLI	2221	Fluoride (Level- 2.00 mg/l)	1000

↓
DS / RWS

Sl.No	District Name	Block Name	Panchayat Name	VillageName	HabitationName	Population	Contamination	Capacity of Plant
1	2	3	4	5	6	7	8	9
26	DAVANGERE	HARAPPANAHA	KADABAGERE	KADABAGERE	KADABAGERE	2294	Fluoride (Level- 2.00 mg/l)	1000
27	DAVANGERE	HARAPPANAHA	KUNCHUR	KUNCHUR	KUNCHUR	3994	Fluoride (Level- 2.00 mg/l)	2000
28	DAVANGERE	HONNALI	VADERAHATHUR	VADERAHATHUR	VADERAHATHUR THAND	322	Fluoride (Level- 2.00 mg/l)	500
29	DAVANGERE	HONNALI	KULUGATTE	HANUMANAHALLI	HANUMANAHALLI NEW	405	Fluoride (Level- 1.80 mg/l)	500
30	DAVANGERE	HONNALI	HOSAHALLI	HOSAHALLI	HOSAHALLI FIRST CAM	478	Fluoride (Level- 1.72 mg/l)	500
31	DAVANGERE	HONNALI	HAVELI KADADAK	BIDARAGADDE	BIDARAGADDE	1083	Fluoride (Level- 1.60 mg/l) , Nitrate (Level- 50.00 mg/l)	500
32	DAVANGERE	HONNALI	SASVEHALLI	IYANOR	IYANOR	1091	Fluoride (Level- 1.60 mg/l) , Nitrate (Level- 50.00 mg/l) , Salinity (Level- 900.00 mg/l)	500
33	DAVANGERE	HONNALI	LINGAPURA	HANAGAVADI	HANAGAVADI	2128	Fluoride (Level- 1.60 mg/l) , Nitrate (Level- 50.00 mg/l) , Salinity (Level- 750.00 mg/l)	1000
34	DAVANGERE	HONNALI	DEVANAYAKANAH	DEVANAYAKANAH	DEVANAYAKANAHALLI	2399	Fluoride (Level- 1.60 mg/l) , Nitrate (Level- 50.00 mg/l)	1000
35	DAVANGERE	HONNALI	HIRE GONIGERE	HIRE GONIGERE	HIRE GONIGERE	2596	Fluoride (Level- 2.00 mg/l)	2000
36	DAVANGERE	HONNALI	KATHIGE	JEENAHALLI	JEENAHALLI	2640	Fluoride (Level- 2.00 mg/l)	2000
37	DAVANGERE	HONNALI	BASAVANAHALLI	BASAVANAHALLI	BASAVANAHALLI	2762	Fluoride (Level- 1.74 mg/l)	2000
38	DAVANGERE	JAGALUR	HIREMALLANAHO	HUCCHAVVANAH	KORACHARA HATTI	211	Fluoride (Level- 1.76 mg/l) , Nitrate (Level- 329.00 mg/l)	500
39	DAVANGERE	JAGALUR	KYASENAHALLI	TUMMINAKATTE	TUMMINAKATTE	217	Fluoride (Level- 1.80 mg/l) , Nitrate (Level- 108.00 mg/l)	500
40	DAVANGERE	JAGALUR	BISTUVALLI	BISTUVALLI	DIBBADA HATTI	342	Fluoride (Level- 1.62 mg/l) , Nitrate (Level- 135.00 mg/l)	500
41	DAVANGERE	JAGALUR	THORANAGATTE	THORANAGATTE	JAMMAPURA MYSARAH	374	Fluoride (Level- 1.51 mg/l)	500
42	DAVANGERE	JAGALUR	ANABUR	JYOTHIPURA	JYOTHIPURA LAMBANI	382	Fluoride (Level- 3.00 mg/l) , Nitrate (Level- 46.00 mg/l)	500
43	DAVANGERE	JAGALUR	KECCHENAHALLI	BYRANAYAKANAH	BYRANAYAKANAHALLI C	409	Fluoride (Level- 2.48 mg/l) , Nitrate (Level- 180.00 mg/l)	500
44	DAVANGERE	JAGALUR	DIDDIGI	KENCHAMMA NAG	KENCHAMMA NAGATHIH	449	Fluoride (Level- 1.78 mg/l) , Nitrate (Level- 63.00 mg/l)	500
45	DAVANGERE	JAGALUR	HIREMALLANAHO	DIBBADAHALLI	DIBBADAHALLI	466	Fluoride (Level- 1.89 mg/l) , Nitrate (Level- 98.00 mg/l)	500
46	DAVANGERE	JAGALUR	GUTTIDURGA	KORATAGERE	KORATAGERE	472	Fluoride (Level- 2.24 mg/l)	500
47	DAVANGERE	JAGALUR	GUTTIDURGA	SETTIGONDANAHA	SETTIGONDANAHAHALLI	515	Fluoride (Level- 2.42 mg/l)	500
48	DAVANGERE	JAGALUR	DONNEHALLI	DONNEHALLI	HONNAMARADI	537	Fluoride (Level- 1.62 mg/l) , Nitrate (Level- 103.00 mg/l)	500
49	DAVANGERE	JAGALUR	BILICHODU	BILICHODU	BENCHIKATTE	555	Fluoride (Level- 2.50 mg/l) , Nitrate (Level- 344.00 mg/l)	500
50	DAVANGERE	JAGALUR	GUTTIDURGA	SAGALAGATTE	SAGALAGATTE	595	Fluoride (Level- 1.51 mg/l)	500

Sl.No	District Name	Block Name	Panchayat Name	VillageName	HabitationName	Population	Contamination	Capacity of Plant
1	2	3	4	5	6	7	8	9
51	DAVANGERE	JAGALUR	BISTUVALLI	BISTUVALLI	BISTUVALLI	632	Fluoride (Level- 1.87 mg/l) , Nitrate (Level- 124.00 mg/l)	500
52	DAVANGERE	JAGALUR	HANUMANTHAPU	KASAVANAHALLI	KASAVANAHALLI	725	Fluoride (Level- 2.15 mg/l) , Nitrate (Level- 146.00 mg/l)	500
53	DAVANGERE	JAGALUR	KALLEDEVARAPU	KALLEDEVARAPUR	BASAPPANAHATTI	744	Fluoride (Level- 2.08 mg/l) , Nitrate (Level- 384.00 mg/l)	500
54	DAVANGERE	JAGALUR	KYASENAHALLI	MARIKATTE	MARIKATTE	790	Fluoride (Level- 2.00 mg/l) , Nitrate (Level- 268.00 mg/l)	500
55	DAVANGERE	JAGALUR	THORANAGATTE	LINGANAHALLY	LINGANAHALLY	860	Fluoride (Level- 1.51 mg/l)	500
56	DAVANGERE	JAGALUR	DIDDIGI	URALAKATTE	URALAKATTE	940	Fluoride (Level- 1.67 mg/l) , Nitrate (Level- 87.00 mg/l)	500
57	DAVANGERE	JAGALUR	BISTUVALLI	BULLENA HALLI	BULLENA HALLI	942	Fluoride (Level- 1.75 mg/l) , Nitrate (Level- 165.00 mg/l)	500
58	DAVANGERE	JAGALUR	KYASENAHALLI	KYASENAHALLI	KYASENAHALLI	1368	Fluoride (Level- 1.51 mg/l)	500
59	DAVANGERE	JAGALUR	MUSTUR	MUSTUR	MUSTUR	2922	Fluoride (Level- 1.94 mg/l) , Nitrate (Level- 180.00 mg/l)	2000
60	DAVANGERE	JAGALUR	ASAGODU	ASAGODU	ASAGODU	4148	Fluoride (Level- 1.88 mg/l) , Nitrate (Level- 92.00 mg/l)	4000

No of Plant of Capacity IN LPH	
500	43
1000	11
2000	5
4000	1
Total	60

DS / RWS

Sl.No	District Name	Block Name	Panchayat Name	VillageName	HabitationName	Population	Contamination	Capacity of Plant
1	2	3	4	5	6	7	8	9
PACKAGE -X								
DISTRICT : KOLAR								
1	KOLAR	BANGARAPET	GATTAMADAMAN	VIRUPAKSHIPURA	VIRUPAKSHIPURA	10	Fluoride (Level- 1.82 mg/l)	500
2	KOLAR	BANGARAPET	GATTAMADAMAN	KALLAVALAHALLI	KALLAVALAHALLI	18	Fluoride (Level- 1.88 mg/l)	500
3	KOLAR	BANGARAPET	INORAHOSAHALL	MADIVALA	MADIVALA	151	Fluoride (Level- 1.62 mg/l)	500
4	KOLAR	BANGARAPET	YELESANDRA	UPASAPURA	UPASAPURA	165	Fluoride (Level- 1.65 mg/l)	500
5	KOLAR	BANGARAPET	BUDIKOTE	HUNKALADODDI	HUNKALADODDI	188	Fluoride (Level- 1.55 mg/l)	500
6	KOLAR	BANGARAPET	DODDAVALAGAM	BURAGANAKANAH	BYRAGANAHALLI	263	Fluoride (Level- 1.56 mg/l)	500
7	KOLAR	BANGARAPET	VENGASANDRA	KODIGENAHALLI	DASENAHALLI	273	Fluoride (Level- 1.68 mg/l)	500
8	KOLAR	BANGARAPET	INORAHOSAHALL	KONSARAHALLI	NARINATHA	348	Fluoride (Level- 1.68 mg/l)	500
9	KOLAR	BANGARAPET	DODDAVALAGAM	BURAGANAKANAH	BURAGANAKANAHALLI	355	Fluoride (Level- 2.00 mg/l)	500
10	KOLAR	BANGARAPET	KYSAMBALLY	KYSAMBALLY	GUTTERAMAPURA	387	Fluoride (Level- 1.82 mg/l)	500
11	KOLAR	BANGARAPET	HULKUR	DODDAKARI	DODDAKARI	395	Fluoride (Level- 1.80 mg/l) , Salinity (Level- 720.00 mg/l)	500
12	KOLAR	BANGARAPET	A. JYOTHENAHALL	HURLAHALLI	HURLAHALLI	405	Fluoride (Level- 1.95 mg/l) , Iron (Level- 1.01 mg/l)	500
13	KOLAR	BANGARAPET	KETHAGANAHALLI	NALLAGUTTAHALL	NALAGUHALAHALLI	411	Fluoride (Level- 1.55 mg/l)	500
14	KOLAR	BANGARAPET	KANGANDLAHALLI	THIMMAPURA	THIMMAPURA	416	Fluoride (Level- 1.55 mg/l) , Nitrate (Level- 49.50 mg/l)	500
15	KOLAR	BANGARAPET	MUSTOOR	MUSTOOR	MUSTOOR	450	Fluoride (Level- 1.63 mg/l)	500
16	KOLAR	BANGARAPET	KURURU	KURURU	KURURU	472	Fluoride (Level- 1.58 mg/l) , Iron (Level- 1.02 mg/l)	500
17	KOLAR	BANGARAPET	A. JYOTHENAHALL	KODENAHALLI	KODENAHALLI	474	Fluoride (Level- 1.60 mg/l)	500
18	KOLAR	BANGARAPET	HULIBELE	THORAGANADODD	THORAGANADODDI	481	Fluoride (Level- 1.57 mg/l)	500
19	KOLAR	BANGARAPET	INORAHOSAHALL	MADIVAL	MADIVAL	584	Fluoride (Level- 1.55 mg/l)	500
20	KOLAR	BANGARAPET	MARIKUPPA	CHINNAGANAHALL	CHINNAGANAHALLY	592	Fluoride (Level- 1.61 mg/l)	500
21	KOLAR	BANGARAPET	THOPPANAHALLI	KERAMANDE	KERAMANDE	642	Fluoride (Level- 1.58 mg/l)	500
22	KOLAR	BANGARAPET	THOPPANAHALLI	THOPPANAHALLI	THOPPANAHALLI	647	Fluoride (Level- 1.63 mg/l)	500
23	KOLAR	BANGARAPET	SULIKUNTE	MAGERI	MAGERI	661	Fluoride (Level- 1.60 mg/l)	500
24	KOLAR	BANGARAPET	KYSAMBALLY	POTHRAJNHALLY	POTHRAJNHALLY	698	Fluoride (Level- 1.89 mg/l) , Nitrate (Level- 48.00 mg/l)	500
25	KOLAR	BANGARAPET	DONIIMADAGU	DONIMADAGU	DONIMADAGU	732	Fluoride (Level- 1.54 mg/l)	500

↓
DS / RWS

Sl.No	District Name	Block Name	Panchayat Name	VillageName	HabitationName	Population	Contamination	Capacity of Plant
1	2	3	4	5	6	7	8	9
26	KOLAR	BANGARAPET	THATENAHALLI	THATENAHALLI	THATENAHALLI	745	Fluoride (Level- 1.71 mg/l)	500
27	KOLAR	BANGARAPET	T. GOLLAHALLI	NALLURU	NALLURU	754	Fluoride (Level- 1.85 mg/l)	500
28	KOLAR	BANGARAPET	KOTHUR	KOTHUR	KOTHUR	818	Fluoride (Level- 1.58 mg/l)	500
29	KOLAR	BANGARAPET	KARAHALLI	KARAHALLI	KARAHALLI	987	Fluoride (Level- 1.55 mg/l)	500
30	KOLAR	BANGARAPET	HULIBELE	ABIGIRIHOSAHALLI	ABIGIRIHOSAHALLI	1075	Fluoride (Level- 1.62 mg/l) Nitrate (Level- 47.00 mg/l)	500
31	KOLAR	BANGARAPET	GHATTA KAMADE	GHATTA KAMADEN	PITCHAHALLI	1102	Fluoride (Level- 1.83 mg/l)	500
32	KOLAR	BANGARAPET	MAGUNDHI	MAGUNDHI	MAGUNDHI	1138	Fluoride (Level- 1.65 mg/l)	500
33	KOLAR	BANGARAPET	BALAMANDE	DODDAPONADAHA	DODDAPONADAHALLI	1193	Fluoride (Level- 1.60 mg/l)	500
34	KOLAR	BANGARAPET	HUNKUNDA	MADAMUTHANAHA	MADAMUTHANAHALLY	1300	Fluoride (Level- 1.66 mg/l)	500
35	KOLAR	BANGARAPET	KARAHALLI	MARAGALLU	MARAGALLU	1312	Fluoride (Level- 1.54 mg/l)	500
36	KOLAR	BANGARAPET	HULIBELE	HULIBELE	HULIBELE	1828	Fluoride (Level- 1.78 mg/l)	1000
37	KOLAR	BANGARAPET	INORAHOSAHALLI	KAMASAUNDRA	KAMASAUNDRA	2564	Fluoride (Level- 1.80 mg/l)	2000
38	KOLAR	BANGARAPET	BUDIKOTE	BUDIKOTE	BUDIKOTE	3426	Fluoride (Level- 2.23 mg/l)	2000
39	KOLAR	BANGARAPET	BETHAMANGALA	BETHAMANGALA	BETHAMANGALA	9503	Fluoride (Level- 1.55 mg/l)	4000
40	KOLAR	KOLAR	JANNAGATTA	BOMMASANDRA	BOMMASANDRA	243	Fluoride (Level- 1.53 mg/l) Nitrate (Level- 74.00 mg/l)	500
41	KOLAR	KOLAR	ARABI KOTHANUR	GUDDANAPURA	GUDDANAPURA	248	Fluoride (Level- 1.70 mg/l)	500
42	KOLAR	KOLAR	MUDUWADI	THOTTIGANAHALLI	THOTTIGANAHALLI	306	Fluoride (Level- 1.65 mg/l)	500
43	KOLAR	KOLAR	SEETHI	VEERAPURA	VEERAPURA	428	Fluoride (Level- 1.60 mg/l)	500
44	KOLAR	KOLAR	BEGLI HOSAHALLI	BEGLI	BEGLI	566	Fluoride (Level- 1.65 mg/l)	500
45	KOLAR	KOLAR	MUDUWADI	JANNAPPANAHALLI	JANNAPPANAHALLI	587	Fluoride (Level- 1.80 mg/l)	500
46	KOLAR	KOLAR	MADDERI	JAMBAPURA	JAMBAPURA	593	Fluoride (Level- 1.62 mg/l)	500
47	KOLAR	KOLAR	CHOWDADENAHALLI	BETTAHOSAPURA	BETTAHOSAPURA	632	Fluoride (Level- 3.00 mg/l) Nitrate (Level- 58.00 mg/l)	500
48	KOLAR	KOLAR	BEGLI HOSAHALLI	SINGONDAHALLI	SINGONDAHALLI	647	Fluoride (Level- 2.00 mg/l) Nitrate (Level- 51.00 mg/l)	500
49	KOLAR	KOLAR	HOLUR	GOTTIHALLI	GOTTIHALLI	834	Fluoride (Level- 1.62 mg/l) Nitrate (Level- 51.09 mg/l)	500
50	KOLAR	KOLAR	SUGATUR	ANKATHATTI	ANKATHATTI	992	Fluoride (Level- 1.80 mg/l)	500

No of Plant of Capacity IN LPH	
500	46
1000	1
2000	2
4000	1
Total	50

DS / RWS

Sl.No	District Name	Block Name	Panchayat Name	VillageName	HabitationName	Population	Contamination	Capacity of Plant
1	2	3	4	5	6	7	8	9
PACKAGE -XI								
DISTRICT : KOLAR								
1	KOLAR	KOLAR	HOLUR	GATTAHALLI	GATTAHALLI	1070	Fluoride (Level- 1.55 mg/l)	500
2	KOLAR	KOLAR	MUDUWADI	VANARASI	VANARASI	1086	Fluoride (Level- 1.62 mg/l) , Nitrate (Level- 58.00 mg/l)	500
3	KOLAR	KOLAR	SUGATUR	MATNAHALLI	MATNAHALLI	1097	Fluoride (Level- 1.84 mg/l)	500
4	KOLAR	KOLAR	S. AGRAHARA	S. AGRAHARA	S. AGRAHARA	1121	Fluoride (Level- 1.65 mg/l) , Salinity (Level- 635.00 mg/l)	500
5	KOLAR	KOLAR	SHAPUR	ABBANI	ABBANI	1374	Fluoride (Level- 1.62 mg/l) , Nitrate (Level- 68.00 mg/l) , Salinity (Level- 625.00 mg/l)	500
6	KOLAR	KOLAR	THOTLI	THOTLI	THOTLI	1403	Fluoride (Level- 1.56 mg/l)	1000
7	KOLAR	KOLAR	ARABI KOTHANUR	ARABI KOTHANUR	ARABI KOTHANUR	1480	Fluoride (Level- 1.56 mg/l) , Nitrate (Level- 55.00 mg/l)	1000
8	KOLAR	KOLAR	VAKKALERI	VAKKALERI	VAKKALERI	3164	Fluoride (Level- 1.51 mg/l) , Nitrate (Level- 47.00 mg/l)	2000
9	KOLAR	KOLAR	VAKKALERI	SUGATUR	SUGATUR	3275	Fluoride (Level- 1.80 mg/l)	2000
10	KOLAR	MULBAGAL	VAKKALERI		KRISHNAGIRI	102	Fluoride (Level- 1.60 mg/l)	500
11	KOLAR	MULBAGAL	MUDIYANUR	KONDIHALLI	HOSUR	106	Fluoride (Level- 1.70 mg/l)	500
12	KOLAR	MULBAGAL	BALLA	KUMADENAHALLI	KUMADENAHALLI	153	Fluoride (Level- 1.68 mg/l) , Nitrate (Level- 49.00 mg/l)	500
13	KOLAR	MULBAGAL	GUMKAL	PAYATNAHALLY	PAYATNAHALLY	249	Fluoride (Level- 1.85 mg/l) , Nitrate (Level- 49.00 mg/l)	500
14	KOLAR	MULBAGAL	GUMKAL	K.G. LAKSHMISAGA	K.G. LAKSHMISAGARA	257	Fluoride (Level- 1.80 mg/l)	500
15	KOLAR	MULBAGAL	GUMKAL	DODDAGURKI	MALLASANDRA	266	Fluoride (Level- 1.70 mg/l) , Nitrate (Level- 49.00 mg/l)	500
16	KOLAR	MULBAGAL	THIMMARAVUTHA	APPIKONDENAHALLI	APPIKONDENAHALLI	318	Fluoride (Level- 2.00 mg/l)	500
17	KOLAR	MULBAGAL	MUSTOOR	M. CHAMAKALAHALLI	M. CHAMAKALAHALLI	342	Fluoride (Level- 1.65 mg/l) , Nitrate (Level- 46.60 mg/l)	500
18	KOLAR	MULBAGAL	MALLANAYAKANAHALLI	D. KURUBARAHALLI	D. KURUBARAHALLI	364	Fluoride (Level- 1.96 mg/l) , Nitrate (Level- 49.00 mg/l)	500
19	KOLAR	MULBAGAL	MALLANAYAKANAHALLI	PATRAHALLI	PATRAHALLI	413	Fluoride (Level- 1.85 mg/l)	500
20	KOLAR	MULBAGAL	MALLANAYAKANAHALLI	TORADI	TORADI	416	Fluoride (Level- 1.57 mg/l) , Nitrate (Level- 47.00 mg/l)	500
21	KOLAR	MULBAGAL	PITCHAGUDALAHALLI	P. GANGAPURA	P. GANGAPURA	440	Fluoride (Level- 1.60 mg/l) , Iron (Level- 1.80 mg/l) , Nitrate (Level- 135.00 mg/l)	500
22	KOLAR	MULBAGAL	O.MITTUR	PITCHAGUDALAHALLI	PITCHAGUDALAHALLY	518	Fluoride (Level- 1.80 mg/l)	500
23	KOLAR	MULBAGAL	O.MITTUR	MALLAKACHANAHALLI	MALLAKACHANAHALLI	543	Fluoride (Level- 1.89 mg/l) , Nitrate (Level- 49.00 mg/l)	500
24	KOLAR	MULBAGAL	O.MITTUR	MALLAKACHANAHALLI	KARADIGANAHALLI	544	Fluoride (Level- 1.76 mg/l)	500
25	KOLAR	MULBAGAL	O.MITTUR	POMBARAHALLI	POMBARAHALLI	658	Fluoride (Level- 1.70 mg/l) , Nitrate (Level- 135.00 mg/l)	500

Sl.No	District Name	Block Name	Panchayat Name	VillageName	HabitationName	Population	Contamination	Capacity of Plant
1	2	3	4	5	6	7	8	9
26	KOLAR	MULBAGAL	UTTHANUR	BANAHALLY	BANAHALLY	792	Fluoride (Level- 1.80 mg/l)	500
27	KOLAR	MULBAGAL	UTTHANUR		PITCHAGUDALAHALLI	855	Fluoride (Level- 1.80 mg/l) , Iron (Level- 1.01 mg/l) , Nitrate (Level- 46.00 mg/l)	500
28	KOLAR	MULBAGAL	ANGONDAHALLI	ANGONDAHALLI	ANGONDAHALLI	1003	Fluoride (Level- 1.69 mg/l)	500
29	KOLAR	MULBAGAL	ANGONDAHALLI	NAGAWARA	NAGAWARA	1279	Fluoride (Level- 1.97 mg/l) , Salinity (Level- 645.00 mg/l)	500
30	KOLAR	MULBAGAL	MUDIGERE	N. CHAMAKALAHALLI	N. CHAMAKALAHALLI	1281	Fluoride (Level- 1.56 mg/l)	500
31	KOLAR	MULBAGAL	MUDIGERE	UTTHANUR	UTTHANUR	1713	Fluoride (Level- 1.60 mg/l)	1000
32	KOLAR	SRINIVASAPUR	GANGANAHALLI	GANGANAHALLI	GANGANAHALLI	53	Fluoride (Level- 2.20 mg/l) , Nitrate (Level- 56.00 mg/l)	500
33	KOLAR	SRINIVASAPUR	GANGANAHALLI	KOTEKALLUR	RAGHUNATHAPURA	115	Fluoride (Level- 1.62 mg/l)	500
34	KOLAR	SRINIVASAPUR	GANGANAHALLI	NUMBUVARAPALLI	NUMBUVARAPALLI	234	Fluoride (Level- 1.52 mg/l)	500
35	KOLAR	SRINIVASAPUR	GOWNIPALLI	ADIRAJAPALLI	ADIRAJAPALLY	277	Fluoride (Level- 1.70 mg/l)	500
36	KOLAR	SRINIVASAPUR	NELAVANKI	GORAVIMAKALAPA	GORAVI MAKALAPALLI	329	Fluoride (Level- 1.61 mg/l)	500
37	KOLAR	SRINIVASAPUR	YARRAMVARIPAL	K. PATHUR	K. PATHUR	339	Fluoride (Level- 1.76 mg/l) , Nitrate (Level- 48.20 mg/l)	500
38	KOLAR	SRINIVASAPUR	YARRAMVARIPAL	MEESAGANAHALLI	MEESAGANAHALLI	502	Fluoride (Level- 1.80 mg/l)	500
39	KOLAR	SRINIVASAPUR	YARRAMVARIPAL	NERNAHALLI	NERNAHALLI	608	Fluoride (Level- 1.54 mg/l)	500
40	KOLAR	SRINIVASAPUR	LAXMISAGARA	SHESHAPURA (K.G)	SHESHAPURA (K.G)	609	Fluoride (Level- 1.65 mg/l)	500
41	KOLAR	SRINIVASAPUR	LAXMISAGARA	BYAAPALLI	BYAPPALLI	619	Fluoride (Level- 1.55 mg/l)	500
42	KOLAR	SRINIVASAPUR	ARIKUNTE	ARIKUNTE	ARIKUNTE	649	Fluoride (Level- 1.52 mg/l)	500
43	KOLAR	SRINIVASAPUR	CHALDIGANAHALLI	CHALDIGANAHALLI	SHIVAPURA	717	Fluoride (Level- 1.60 mg/l) , Nitrate (Level- 52.00 mg/l)	500
44	KOLAR	SRINIVASAPUR	CHALDIGANAHALLI	BANDAPALLI	BANDAPALLI	760	Fluoride (Level- 1.52 mg/l)	500
45	KOLAR	SRINIVASAPUR	CHALDIGANAHALLI	NAGADENAHALLI	NAGADENAHALLI	799	Fluoride (Level- 1.54 mg/l)	500
46	KOLAR	SRINIVASAPUR	SOMAYAJALAHALLI	KORNAHALLI	KORNAHALLI	980	Fluoride (Level- 1.63 mg/l)	500
47	KOLAR	SRINIVASAPUR	SOMAYAJALAHALLI	PALYA	PALYA	1018	Fluoride (Level- 1.90 mg/l) , Nitrate (Level- 49.00 mg/l)	500
48	KOLAR	SRINIVASAPUR	J. THIMMASANDR	ALAVATTA	ALAVATTA	1040	Fluoride (Level- 1.23.00 mg/l) , Nitrate (Level- 46.50 mg/l)	500
49	KOLAR	SRINIVASAPUR	MASTENAHALLI	BANGAVADI	BANGAVADI	1143	Fluoride (Level- 1.52 mg/l) , Nitrate (Level- 49.00 mg/l)	500
50	KOLAR	SRINIVASAPUR	MUTHAKAPALLI	MUTHAKAPALLI	MUTHAKAPALLI	1411	Fluoride (Level- 1.72 mg/l) , Nitrate (Level- 50.10 mg/l)	1000


No of Plant of Capacity IN LPH	
500	44
1000	4
2000	2
4000	0
Total	50

Sl.No	District Name	Block Name	Panchayat Name	VillageName	HabitationName	Population	Contamination	Capacity of Plant
1	2	3	4	5	6	7	8	9
PACKAGE -XII								
DISTRICT : RAICHUR								
1	RAICHUR	DEODURGA	KYADIGERA	JUGULAIRDODDI	JUGULAIRDODDI	84	Fluoride (Level- 2.00 mg/l)	500
2	RAICHUR	DEODURGA	HIREBUDUR	GOPENDEVARHAL	GOPENDEVARHALLI	245	Fluoride (Level- 2.00 mg/l)	500
3	RAICHUR	DEODURGA	HIREBUDUR	MUNDARGI	MUDARGI TANDA	350	Fluoride (Level- 3.90 mg/l)	500
4	RAICHUR	DEODURGA	GUGAL	CHICKRAIKUMPI	CHICKRAIKUMPI	388	Fluoride (Level- 2.00 mg/l)	500
5	RAICHUR	DEODURGA	KARDIGUDDA	MUKKANAL	MUKKANAL	729	Fluoride (Level- 2.70 mg/l) , Nitrate (Level- 47.20 mg/l)	500
6	RAICHUR	DEODURGA	KARDIGUDDA	JARABANDI	JARABANDI	855	Fluoride (Level- 2.00 mg/l)	500
7	RAICHUR	DEODURGA	KARDIGUDDA		MUSTER	1083	Fluoride (Level- 2.00 mg/l)	500
8	RAICHUR	DEODURGA	JERBANDI	CHICKBUDUR	CHICKBUDUR	1703	Fluoride (Level- 2.00 mg/l)	1000
9	RAICHUR	DEODURGA	J. JADALDINNI	J. JADALDINNI	J. JADALDINNI	1796	Fluoride (Level- 2.00 mg/l)	1000
10	RAICHUR	DEODURGA	J. JADALDINNI	AKLKUMPI	AKLKUMPI	1806	Fluoride (Level- 2.00 mg/l)	1000
11	RAICHUR	DEODURGA	ALKOD	ADAKALGUDDA	ALKOD	1869	Fluoride (Level- 2.00 mg/l)	1000
12	RAICHUR	LINGSUGUR	MEDIKINAL	ANTARAGANGI	ANTARAGANGI	505	Fluoride (Level- 2.00 mg/l) , Salinity (Level- 900.00 mg/l)	500
13	RAICHUR	LINGSUGUR	MEDIKINAL	HUTTI HOUSUR	HUTTI HOUSUR	554	Fluoride (Level- 2.00 mg/l) , Salinity (Level- 1450.00 mg/l)	500
14	RAICHUR	LINGSUGUR	MATTUR	BUDDINNI	BUDDINNI	645	Fluoride (Level- 2.00 mg/l) , Salinity (Level- 900.00 mg/l)	500
15	RAICHUR	LINGSUGUR	RODALABANDA	MALLAPUR	MALLAPUR	756	Fluoride (Level- 2.00 mg/l) , Salinity (Level- 4000.00 mg/l)	500
16	RAICHUR	LINGSUGUR	UPPARNANDIHAL	KILLARHUTTI	KILLARHUTTI	761	Fluoride (Level- 2.50 mg/l) , Salinity (Level- 2000.00 mg/l)	500
17	RAICHUR	LINGSUGUR	NARAKALDINNI	NAVALI	NAVALI	800	Fluoride (Level- 2.30 mg/l) , Salinity (Level- 2200.00 mg/l)	500
18	RAICHUR	LINGSUGUR	SANTEKALLUR	BASSAPUR	BASSAPUR	1031	Fluoride (Level- 2.00 mg/l) , Salinity (Level- 1200.00 mg/l)	500
19	RAICHUR	LINGSUGUR	MARALADINNI	THIRTHABHAVI	THIRTHABHAVI	1262	Fluoride (Level- 2.00 mg/l) , Salinity (Level- 850.00 mg/l)	500
20	RAICHUR	LINGSUGUR	GOREBAL	GOREBAL	GOREBAL	1497	Fluoride (Level- 2.50 mg/l) , Salinity (Level- 1100.00 mg/l)	1000
21	RAICHUR	LINGSUGUR	KOTHA	MEDINAPUR	MEDINAPUR	2483	Fluoride (Level- 2.00 mg/l)	2000
22	RAICHUR	LINGSUGUR	EACHANAL	EACHANAL	EACHANAL	2751	Fluoride (Level- 2.00 mg/l)	2000
23	RAICHUR	LINGSUGUR	GURGUNTA	GURNUNTA	GURNUNTA	8557	Fluoride (Level- 2.50 mg/l)	4000
24	RAICHUR	MANVI	NEERMANVI	NALLABHAVI CAMP	NALLABHAVI CAMP	66	Fluoride (Level- 2.00 mg/l)	500
25	RAICHUR	MANVI	HEERA	BUDDINNI	BUDDINNI	156	Fluoride (Level- 1.90 mg/l) , Nitrate (Level- 63.00 mg/l)	500

↓
DS / RWS

Sl.No	District Name	Block Name	Panchayat Name	VillageName	HabitationName	Population	Contamination	Capacity of Plant
1	2	3	4	5	6	7	8	9
26	RAICHUR	MANVI	HEERA	RANGADHAL	RANGADHAL	428	Fluoride (Level- 2.00 mg/l)	500
27	RAICHUR	MANVI	AMEENAGADA	PARSAPURA	PARSAPURA	474	Fluoride (Level- 2.00 mg/l)	500
28	RAICHUR	MANVI	AMEENAGADA	PATAKAMDODDI	PATAKAMDODDI	740	Fluoride (Level- 1.90 mg/l) Nitrate (Level- 66.00 mg/l)	500
29	RAICHUR	MANVI	ATHANUR	SHAKAPUR	SHAKAPUR	838	Fluoride (Level- 2.00 mg/l)	500
30	RAICHUR	MANVI	AROLI	MUDDAMGUDDI	MUDDAMGUDDI	1062	Fluoride (Level- 2.10 mg/l) Nitrate (Level- 69.00 mg/l)	500
31	RAICHUR	MANVI	POTHNAL	KARABDINNI	KARABDINNI	1143	Fluoride (Level- 1.90 mg/l) Nitrate (Level- 72.50 mg/l)	500
32	RAICHUR	MANVI	POTHNAL	KARADIGUDDA	KARADIGUDDA	1235	Fluoride (Level- 2.00 mg/l)	500
33	RAICHUR	MANVI	POTHNAL	UDBAL	UDBAL	1294	Fluoride (Level- 2.00 mg/l) Nitrate (Level- 73.00 mg/l)	500
34	RAICHUR	MANVI	KAPGAL	BETTADUR	BETTADUR	1408	Fluoride (Level- 2.00 mg/l)	1000
35	RAICHUR	MANVI	KAPGAL	CHINCHARIKI	CHINCHARIKI	1410	Fluoride (Level- 1.80 mg/l) Nitrate (Level- 69.00 mg/l)	1000
36	RAICHUR	MANVI	NAKKUNDI	KAREGUDDA	KAREGUDDA	1481	Fluoride (Level- 2.00 mg/l)	1000
37	RAICHUR	MANVI	SADAPUR	SADAPUR	SADAPUR	1484	Fluoride (Level- 2.00 mg/l)	1000
38	RAICHUR	MANVI	SADAPUR	KASANDODDI	KASANDODDI	1521	Fluoride (Level- 2.00 mg/l)	1000
39	RAICHUR	MANVI	PAMANAKALLUR	ANANDAGAL	ANANDAGAL	1621	Fluoride (Level- 2.00 mg/l)	1000
40	RAICHUR	MANVI	MADLAPUR	KATARKI	KATARKI	1698	Fluoride (Level- 2.00 mg/l)	1000
41	RAICHUR	MANVI	MADLAPUR	TADKAL	TADKAL	1712	Fluoride (Level- 1.95 mg/l) Nitrate (Level- 66.00 mg/l)	1000
42	RAICHUR	MANVI	UTAKANUR	MARKAMDINNI	MARKAMDINNI	1866	Fluoride (Level- 1.98 mg/l) Nitrate (Level- 72.50 mg/l)	1000
43	RAICHUR	MANVI	HALAPUR	HALAPUR	HALAPUR	2078	Fluoride (Level- 2.50 mg/l)	1000
44	RAICHUR	MANVI	HALAPUR	HEERA	HEERA	2323	Fluoride (Level- 2.00 mg/l) Nitrate (Level- 71.00 mg/l)	1000
45	RAICHUR	MANVI	HALAPUR	SANGAPUR	SANGAPUR	2655	Fluoride (Level- 2.00 mg/l)	2000
46	RAICHUR	MANVI	HALAPUR	KAPGAL	KAPGAL	2932	Fluoride (Level- 2.00 mg/l)	2000
47	RAICHUR	MANVI	HALAPUR	POTHNAL	POTHNAL	5202	Fluoride (Level- 2.10 mg/l) Nitrate (Level- 66.00 mg/l)	4000
48	RAICHUR	RAICHUR	HALAPUR	KURTIPLI	KURTIPLI	252	Fluoride (Level- 1.90 mg/l) Iron (Level- 0.40 mg/l) , Nitrate (Level- 50.00 mg/l)	500
49	RAICHUR	RAICHUR	JEGARKAL	G. TIMMAPUR	TIMMAPUR G.	431	Fluoride (Level- 2.00 mg/l)	500
50	RAICHUR	RAICHUR	JEGARKAL	HALTIMMAPUR	TIMMAPUR. H.	469	Fluoride (Level- 2.00 mg/l)	500

No of Plant of Capacity IN LPH	
500	28
1000	16
2000	4
4000	2
Total	50


 DS / RWS

Sl.No	District Name	Block Name	Panchayat Name	VillageName	HabitationName	Population	Contamination	Capacity of Plant
1	2	3	4	5	6	7	8	9
PACKAGE -XIII								
DISTRICT : RAICHUR								
1	RAICHUR	RAICHUR	JEGARKAL	PALKAMDODDI	PALKAMDODDI	485	Fluoride (Level- 1.60 mg/l) , Salinity (Level- 650.00 mg/l)	500
2	RAICHUR	RAICHUR	ATHKOOR	WADLAMDODDI	WADLAMDODDI	591	Fluoride (Level- 2.00 mg/l)	500
3	RAICHUR	RAICHUR	ATHKOOR		KAREKAL	604	Fluoride (Level- 2.00 mg/l)	500
4	RAICHUR	RAICHUR	GUNJAHALLI	HANCHINAL	HANCHINHAL	661	Fluoride (Level- 2.00 mg/l)	500
5	RAICHUR	RAICHUR	GUNJAHALLI	UNDRALDODDI	UNDRALDODDI	728	Fluoride (Level- 2.50 mg/l)	500
6	RAICHUR	RAICHUR	YERAGERA	GODIHAL	GODIHAL	758	Fluoride (Level- 2.00 mg/l)	500
7	RAICHUR	RAICHUR	YERAGERA	BOLMANDODDI	BOLMANDODDI	772	Fluoride (Level- 3.00 mg/l)	500
8	RAICHUR	RAICHUR	KALMALA	KALMALA	VIJAY NAGER CAMP	827	Fluoride (Level- 2.00 mg/l)	500
9	RAICHUR	RAICHUR	JAMBALDINNI	KUTHADODDI	KOTHDODDI	989	Fluoride (Level- 2.00 mg/l)	500
10	RAICHUR	RAICHUR	BAIDODDI	KURBADODDI	Kurabdoddi	1030	Fluoride (Level- 6.90 mg/l)	500
11	RAICHUR	RAICHUR	JAGIRVENKATAP	GONAL	GONHAL	1044	Fluoride (Level- 3.00 mg/l)	500
12	RAICHUR	RAICHUR	SAGAMKUNTA	NAGANDODDI	NAGANDODDI	1165	Fluoride (Level- 2.00 mg/l)	500
13	RAICHUR	RAICHUR	PURTIPLI	ALKOOR	ALKUR	1225	Fluoride (Level- 2.00 mg/l)	500
14	RAICHUR	RAICHUR	PURTIPLI	BURDIPAD	BUDIDIPAD	1259	Fluoride (Level- 2.00 mg/l)	500
15	RAICHUR	RAICHUR	YAPALDINNI	APPANDODDI	APPANDODDI	1347	Fluoride (Level- 2.00 mg/l)	500
16	RAICHUR	RAICHUR	YAPALDINNI	MIDGALDINNI	MIDGALDINNI	1389	Fluoride (Level- 2.00 mg/l)	500
17	RAICHUR	RAICHUR	MAMDAPUR	ASHAPUR	ASAPUR	1390	Fluoride (Level- 2.70 mg/l)	1000
18	RAICHUR	RAICHUR	KADLOOR	ARSHANIGI	ARSHANAGI	1404	Fluoride (Level- 2.00 mg/l)	1000
19	RAICHUR	RAICHUR	KADLOOR	KADLOOR	KADLUR	1502	Fluoride (Level- 2.00 mg/l)	1000
20	RAICHUR	RAICHUR	SINGNODI	BAPUR	BAPUR	1552	Fluoride (Level- 2.00 mg/l)	1000
21	RAICHUR	RAICHUR	MITTIMALKAPUR	MIRZAPUR	MIRZAPUR	1626	Fluoride (Level- 2.50 mg/l)	1000
22	RAICHUR	RAICHUR	GANADHAL	BULLAPUR	BULLAPUR	1667	Fluoride (Level- 2.10 mg/l)	1000
23	RAICHUR	RAICHUR	GANADHAL	DONGARAMPUR	DONGARAMPUR	1974	Fluoride (Level- 2.05 mg/l) , Iron (Level- 5.00 mg/l)	1000
24	RAICHUR	RAICHUR	GANADHAL	SINGNODI	SINGNODI	1987	Fluoride (Level- 1.80 mg/l) , Iron (Level- 1.05 mg/l)	1000
25	RAICHUR	RAICHUR	GANADHAL	NELHAL	NELHAL	2001	Fluoride (Level- 2.00 mg/l) , Iron (Level- 1.30 mg/l) , Nitrate (Level- 50.00 mg/l)	1000

DS / RWS

Sl.No	District Name	Block Name	Panchayat Name	VillageName	HabitationName	Population	Contamination	Capacity of Plant
1	2	3	4	5	6	7	8	9
26	RAICHUR	RAICHUR	SHAKWADI	KUDLOOR	KADLUR	2236	Fluoride (Level- 2.00 mg/l) Iron (Level- 1.20 mg/l)	1000
27	RAICHUR	RAICHUR	BIJANGERA	BIJANGERA	BIJANGERA	2320	Fluoride (Level- 3.00 mg/l)	1000
28	RAICHUR	RAICHUR	MARCHATAL	DINNI	DINNI	2958	Fluoride (Level- 2.00 mg/l)	2000
29	RAICHUR	RAICHUR	MANCHALAPUR	MANCHALAPUR	MANCHLAPUR	3036	Fluoride (Level- 2.00 mg/l)	2000
30	RAICHUR	RAICHUR	MANCHALAPUR	MARCHED	MERCHED	3332	Fluoride (Level- 2.00 mg/l)	2000
31	RAICHUR	RAICHUR	IDAPANUR	IDAPANUR	IDAPANUR	5412	Fluoride (Level- 1.90 mg/l)	4000
32	RAICHUR	SINDHNUR	IDAPANUR	LOKANAIKANA DO	KOTESHWARA CAMP	11	Fluoride (Level- 2.50 mg/l)	500
33	RAICHUR	SINDHNUR	IDAPANUR	KANAKANAIKANA D	KANAKANAIKANA DODD	25	Fluoride (Level- 2.30 mg/l)	500
34	RAICHUR	SINDHNUR	RAGALPARVI	MANDAHOSUR (D)	MANDAHOSUR (D)	35	Fluoride (Level- 2.75 mg/l)	500
35	RAICHUR	SINDHNUR	KOLABAL	MALDINNI CAMP	VENKATESHWARA CAM	107	Fluoride (Level- 2.30 mg/l)	500
36	RAICHUR	SINDHNUR	KOLABAL	TIDIGOL	BASAVANNA CAMP	138	Fluoride (Level- 2.50 mg/l)	500
37	RAICHUR	SINDHNUR	KOLABAL	HASAMKAL	MURKAL CAMP	192	Fluoride (Level- 2.00 mg/l)	500
38	RAICHUR	SINDHNUR	KOLABAL	HASAMKAL	KURKUNDA CAMP	236	Fluoride (Level- 2.75 mg/l)	500
39	RAICHUR	SINDHNUR	TIDIGOL	KURKUNDA	GODIGADDI CAMP	294	Fluoride (Level- 2.50 mg/l)	500
40	RAICHUR	SINDHNUR	TIDIGOL	KURKUNDA	LAXMI CAMP	294	Fluoride (Level- 2.30 mg/l)	500
41	RAICHUR	SINDHNUR	BOOTALADINNI	SULTANPURA	SRINIVASA CAMP	349	Fluoride (Level- 2.20 mg/l)	500
42	RAICHUR	SINDHNUR	BADARLI	GONNIGANUR	SHIVANARAYAN CAMP	406	Fluoride (Level- 2.40 mg/l)	500
43	RAICHUR	SINDHNUR	BADARLI	GONNIGANUR	SIRIPURAM JUNCTION	467	Fluoride (Level- 2.00 mg/l)	500
44	RAICHUR	SINDHNUR	BAPPUR	GUDGALDINNI	GUDGALDINNI	671	Fluoride (Level- 2.80 mg/l)	500
45	RAICHUR	SINDHNUR	RAMATNAL	HOSAHALLI (K)	SATYA NARAYAN CAMP	957	Fluoride (Level- 2.20 mg/l)	500
46	RAICHUR	SINDHNUR	JAWALGERA	JANGAMARHATTI	JANGAMARHATTI	1152	Fluoride (Level- 2.10 mg/l)	500
47	RAICHUR	SINDHNUR	GONWAR	DUMTI	DUMTI	1890	Fluoride (Level- 2.70 mg/l)	1000
48	RAICHUR	SINDHNUR	GONWAR	GONWAR	GONWAR	1911	Fluoride (Level- 2.60 mg/l)	1000
49	RAICHUR	SINDHNUR	UMALOOTI	UMALOOTI	UMALOOTI	2333	Fluoride (Level- 2.00 mg/l) Salinity (Level- 3350.00 mg/l)	1000
50	RAICHUR	SINDHNUR	UMALOOTI	GUNJAHALLI	GUNJAHALLI	2447	Fluoride (Level- 2.20 mg/l)	2000

No of Plant of Capacity IN LPH	
500	32
1000	13
2000	4
4000	1
Total	50

↓
SIRWS

Sl.No	District Name	Block Name	Panchayat Name	VillageName	HabitationName	Population	Contamination	Capacity of Plant
1	2	3	4	5	6	7	8	9
PACKAGE -XIV								
DISTRICT : TUMKUR								
1	TUMKUR	CHIKNAYAKANH	HONNEBAGI	CHIKKENAHALLI	CHIKKENAHALLI	11	Fluoride (Level- 1.55 mg/l)	500
2	TUMKUR	CHIKNAYAKANH	KANDIKERE	UPPALIKKANAHALLI	UPPALIKKANAHALLI	73	Fluoride (Level- 1.55 mg/l) , Iron (Level- 1.05 mg/l)	500
3	TUMKUR	CHIKNAYAKANH	J.C.PURA	NAGENAHALLI	NAGENAHALLI	86	Fluoride (Level- 1.60 mg/l)	500
4	TUMKUR	CHIKNAYAKANH	THIMMANAHALLI	MAILKABBE	GOLLARAHATTI	128	Fluoride (Level- 1.60 mg/l) , Iron (Level- 1.01 mg/l)	500
5	TUMKUR	CHIKNAYAKANH			VADDARAHATTI	157	Fluoride (Level- 1.60 mg/l) , Iron (Level- 1.01 mg/l)	500
6	TUMKUR	CHIKNAYAKANH	GODEKERE	BAGGANAHALLI	GOLLARAHATTI	186	Fluoride (Level- 2.00 mg/l)	500
7	TUMKUR	CHIKNAYAKANH		MARASANDRA	MARASANDRAPALYA	208	Fluoride (Level- 1.60 mg/l)	500
8	TUMKUR	CHIKNAYAKANH	RAMANAHALLI	AJJIGUDDE	AJJIGUDDE	370	Fluoride (Level- 1.60 mg/l) , Iron (Level- 1.01 mg/l)	500
9	TUMKUR	CHIKNAYAKANH			HOSAHALLI	470	Fluoride (Level- 1.55 mg/l)	500
10	TUMKUR	CHIKNAYAKANH	JANEHAR	JANEHAR	JANEHAR	490	Fluoride (Level- 1.60 mg/l) , Iron (Level- 1.01 mg/l) , Salinity (Level- 615.00 mg/l)	500
11	TUMKUR	KORATAGERE	NILAGONDANAHALLI	DODDAPALANAHALLI	HOSAHALLI	247	Fluoride (Level- 1.60 mg/l)	500
12	TUMKUR	KORATAGERE	VAJJANAKURIKE	K.G.BEVANAHALLI	K.G.BEVANAHALLI	297	Fluoride (Level- 1.60 mg/l)	500
13	TUMKUR	KORATAGERE	CHINNAHALLI	RAVUTHANAHALLI	RAVUTHANAHALLI	303	Fluoride (Level- 1.60 mg/l)	500
14	TUMKUR	KORATAGERE	VAJJANAKURIKE	BYDARAAGRAHARA	BYDARAAGRAHARA	317	Fluoride (Level- 1.70 mg/l)	500
15	TUMKUR	KORATAGERE	VAJJANAKURIKE	MARAGANAHALLI	MARAGANAHALLI	539	Fluoride (Level- 1.60 mg/l)	500
16	TUMKUR	KORATAGERE	CHINNAHALLI	PURADAHALLI	PURADAHALLI	643	Fluoride (Level- 1.60 mg/l)	500
17	TUMKUR	KORATAGERE	YELERAMPURA	SINGRARIHALLI	SINGRARIHALLI	647	Fluoride (Level- 1.60 mg/l)	500
18	TUMKUR	KORATAGERE	YELERAMPURA	THANGANAHALLI	THANGANAHALLI	671	Fluoride (Level- 1.70 mg/l)	500
19	TUMKUR	KORATAGERE	BUDAGAVI	BENDONE	BENDONE	819	Fluoride (Level- 1.60 mg/l)	500
20	TUMKUR	KORATAGERE	NILAGONDANAHALLI	HOSAKOTTE	HOSAKOTTE	848	Fluoride (Level- 1.60 mg/l)	500
21	TUMKUR	KORATAGERE	YELERAMPURA	D.NAGENAHALLI	D.NAGENAHALLI	877	Fluoride (Level- 1.60 mg/l)	500
22	TUMKUR	KORATAGERE	BICHAPURA	KYSHAVARA	KYSHAVARA	998	Fluoride (Level- 1.60 mg/l)	500
23	TUMKUR	KORATAGERE	KOLALA	YELACHAGERE	YELACHAGERE	1076	Fluoride (Level- 1.60 mg/l)	500
24	TUMKUR	KORATAGERE	YELERAMPURA	YELERAMPURA	YELERAMPURA	1452	Fluoride (Level- 1.70 mg/l)	1000
25	TUMKUR	KORATAGERE	KOLLALA	KOLLALA	KOLLALA	2733	Fluoride (Level- 1.70 mg/l)	2000

↓
DS / RWS

Sl.No	District Name	Block Name	Panchayat Name	VillageName	HabitationName	Population	Contamination	Capacity of Plant
1	2	3	4	5	6	7	8	9
						142	Fluoride (Level- 2.50 mg/l) Iron (Level- 1.98 mg/l)	500
26	TUMKUR	MADHUGIRI	MALLENHALLI	MALLENHALLI	MALLENHALLI	164	Fluoride (Level- 2.20 mg/l) Iron (Level- 30.00 mg/l)	500
27	TUMKUR	MADHUGIRI	CHINAKAVAJRA	CHINAKAVAJARA	KEREGALAPALYA J.H.C	169	Fluoride (Level- 2.40 mg/l)	500
28	TUMKUR	MADHUGIRI	HARIHARAROPPA	HARIHARAROPPA	HARIHARAROPPA	209	Fluoride (Level- 2.20 mg/l)	500
29	TUMKUR	MADHUGIRI	CHANDRAGIRI	JAKKENAHALLI	BALEHALLI	219	Fluoride (Level- 1.80 mg/l) Iron (Level- 3.00 mg/l)	500
30	TUMKUR	MADHUGIRI	GANJALAGUNTE	SHAMBONAHALLY	SHAMBONAHALLICROSS	254	Fluoride (Level- 3.00 mg/l)	500
31	TUMKUR	MADHUGIRI	BYALYA	EJIHALLI	EJIHALLI	264	Fluoride (Level- 3.00 mg/l)	500
32	TUMKUR	MADHUGIRI	GANJALAGUNTE	SHOBENAHALLI	SHOBENAHALLI	268	Fluoride (Level- 2.05 mg/l)	500
33	TUMKUR	MADHUGIRI	BEDATTUR	S.APPENAHALLI	S.APPENAHALLI	279	Fluoride (Level- 1.75 mg/l)	500
34	TUMKUR	MADHUGIRI	BIJAVARA	KARAMARADI	KARAMARADI	301	Fluoride (Level- 1.70 mg/l)	500
35	TUMKUR	MADHUGIRI	BEDATTUR	NARAPPANAHALLI	NARAPPANAHALLI	301	Fluoride (Level- 2.30 mg/l)	500
36	TUMKUR	MADHUGIRI	BYALYA	G.AGRAHARA	G.AGRAHARA	334	Fluoride (Level- 3.00 mg/l)	500
37	TUMKUR	MADHUGIRI	BIJAVARA	MARABAHALLI	MARABAHALLI	344	Fluoride (Level- 1.70 mg/l)	500
38	TUMKUR	MADHUGIRI	GONDIHALLI	DODDAGALIHALLI	DODDAGALIHALLI	359	Fluoride (Level- 2.70 mg/l)	500
39	TUMKUR	MADHUGIRI	MIDIGESHI	HANUMANTHAPUR	CATRAPHAYALA	377	Fluoride (Level- 2.70 mg/l)	500
40	TUMKUR	MADHUGIRI	SHRAVANAGUDI	SHRAVANAGUDI	SHRAVANAGUDI	424	Fluoride (Level- 1.90 mg/l)	500
41	TUMKUR	MADHUGIRI	KODAGADALA	SUNNAVADI	SUNNAVADI	426	Fluoride (Level- 2.30 mg/l)	500
42	TUMKUR	MADHUGIRI	VEERACINENAH	VEERACINENAH	VEERACINENAHALLI	433	Fluoride (Level- 2.20 mg/l) Iron (Level- 30.00 mg/l)	500
43	TUMKUR	MADHUGIRI	HARALLAPURA	HARALLAPURA	HARALLAPURA	448	Fluoride (Level- 2.50 mg/l)	500
44	TUMKUR	MADHUGIRI	CHINNENAHALLI	HASAHALLI	HASAHALLI	450	Fluoride (Level- 2.70 mg/l)	500
45	TUMKUR	MADHUGIRI	GANJALAGUNTE	GANJALAGUNTE	HALEHATTI	480	Fluoride (Level- 2.30 mg/l)	500
46	TUMKUR	MADHUGIRI	MIDIGESHI	HANUMANTHAPUR	THOTADAMADAGU	484	Fluoride (Level- 2.00 mg/l)	500
47	TUMKUR	MADHUGIRI	BRAMHASAMUDRA	BRAMHASAMUDRA	DINNEGOLLARAHATTI	493	Fluoride (Level- 3.50 mg/l) Iron (Level- 2.00 mg/l)	500
48	TUMKUR	MADHUGIRI	BYALYA	G.AGRAHARA	MULABAAGILAPALYA	515	Fluoride (Level- 1.68 mg/l) Nitrate (Level- 50.00 mg/l)	500
49	TUMKUR	MADHUGIRI	CHINNENAHALLI	VEERANNAHALLI	VEERANNAHALLI TANDA	521	Fluoride (Level- 2.40 mg/l)	500
50	TUMKUR	MADHUGIRI	BRAMHASAMUDRA	MUDDANERALEKE	DHASAPPANAPALYA			

No of Plant of Capacity IN LPH	
500	48
1000	1
2000	1
4000	0
Total	50

DS / RWS

Sl.No	District Name	Block Name	Panchayat Name	VillageName	HabitationName	Population	Contamination	Capacity of Plant
1	2	3	4	5	6	7	8	9
26	TUMKUR	SIRA	GOPALADEVARA	KATAMALLA	KATAMALLA	327	Fluoride (Level- 1.80 mg/l)	500
27	TUMKUR	SIRA	KOTTA	OJAGUNTE	HANUMANTHAPURA	329	Fluoride (Level- 3.00 mg/l) Nitrate (Level- 46.00 mg/l)	500
28	TUMKUR	SIRA	DODDAAGRHARA	MALANAHALLI	MALANAHALLI	338	Fluoride (Level- 1.82 mg/l)	500
29	TUMKUR	SIRA	CHINNENAHALLI	JAVANAHALLI	JAVANAHALLI	357	Fluoride (Level- 1.80 mg/l)	500
30	TUMKUR	SIRA	HUNASEHALLI	DANDIKERE	DANDIKERE	359	Fluoride (Level- 1.80 mg/l)	500
31	TUMKUR	SIRA	YELIYUR	GUMMANAHALLI	HEGGENAHALLI	376	Fluoride (Level- 1.80 mg/l)	500
32	TUMKUR	SIRA	KOTTA	PANGIGANAHALLI	JAINAGARA	384	Fluoride (Level- 1.80 mg/l)	500
33	TUMKUR	SIRA	KOTTA	CHIKKANAKOTE	CHIKKANAKOTE G.HATTI	388	Fluoride (Level- 1.80 mg/l)	500
34	TUMKUR	SIRA	KOTTA	NIMBEMARADAHALLI	NIMBEMARADAHALLI	395	Fluoride (Level- 2.00 mg/l)	500
35	TUMKUR	SIRA	NADUR	NADHUR	RANGAPURA	443	Fluoride (Level- 1.80 mg/l)	500
36	TUMKUR	SIRA	BEVINAHALLI	BEVINAHALLI	BRAMHASANDRA	451	Fluoride (Level- 1.80 mg/l)	500
37	TUMKUR	SIRA	DODDAAGRHARA	KENCHAPPANAHALLI	VADARAHATTI	557	Fluoride (Level- 2.00 mg/l)	500
38	TUMKUR	SIRA	THARUR	MUDHIMADU	MUDHIMADU	576	Fluoride (Level- 2.00 mg/l)	500
39	TUMKUR	SIRA	HUILDORE	KILARDHALLI	KELARDHALLI TANADA	584	Fluoride (Level- 2.00 mg/l)	500
40	TUMKUR	SIRA	HUILDORE	CHANGVARA	DEVARAHATTI	617	Fluoride (Level- 2.00 mg/l)	500
41	TUMKUR	SIRA	HUNASEHALLI	DYAGERAHALLI	KUNTANAHATTI	641	Fluoride (Level- 2.00 mg/l)	500
42	TUMKUR	SIRA	HUILDORE	SALUPARAHALLI	SALUPARAHALLI	701	Fluoride (Level- 1.80 mg/l)	500
43	TUMKUR	SIRA	HOSURU	KUMBARAHALLI	KUMBARAHALLI	712	Fluoride (Level- 1.60 mg/l) Nitrate (Level- 48.00 mg/l)	500
44	TUMKUR	SIRA	DODDAAGRHARA	VADANAHALLI	VADANAHALLI	749	Fluoride (Level- 1.80 mg/l)	500
45	TUMKUR	SIRA	HANDIKUNTE	KALLAHALLI	KALLAHALLI	757	Fluoride (Level- 1.80 mg/l)	500
46	TUMKUR	SIRA	SEEBI	SEEBI	KALASHETTIHALLI	818	Fluoride (Level- 1.70 mg/l)	500
47	TUMKUR	SIRA	GOPALADEVARA	BATTIGANAHALLI	BATTIGANAHALLI	866	Fluoride (Level- 1.80 mg/l)	500
48	TUMKUR	SIRA	GOPALADEVARA	GOPALADEVARAHALLI	GOPALADEVARAHALLI	874	Fluoride (Level- 1.80 mg/l) Nitrate (Level- 48.00 mg/l)	500
49	TUMKUR	SIRA	HEMDORE	HEMDORE	VEERAGANAHALLI	1229	Fluoride (Level- 1.60 mg/l) Nitrate (Level- 46.00 mg/l)	500
50	TUMKUR	SIRA	TADAKALURU	CHIRATHAHALLI	CHIRTHAHALLI	1682	Fluoride (Level- 1.70 mg/l)	500

No of Plant of Capacity IN LPH	
500	49
1000	1
2000	0
4000	0
Total	50

DS / RWS

Sl.No	District Name	Block Name	Panchayat Name	VillageName	HabitationName	Population	Contamination	Capacity of Plant
1	2	3	4	5	6	7	8	9
PACKAGE -XVIII								
DISTRICT : MANDYA								
1	MANDYA	KRISHNARAJPE	SANTHEBACHALLI	SANTHEBACHALLI	HOSAHALLI	254	Fluoride (Level- 2.00 mg/l) , Nitrate (Level- 60.00 mg/l)	500
2	MANDYA	KRISHNARAJPE	DABBEGHATTA	BIDARAHALLI	BIDARAHALLI	338	Fluoride (Level- 2.00 mg/l) , Iron (Level- 2.00 mg/l) , Nitrate (Level- 50.00 mg/l)	500
3	MANDYA	KRISHNARAJPE	BALLEKERE	CHOWDENAHALLI	CHOWDENAHALLI	439	Fluoride (Level- 2.00 mg/l) , Nitrate (Level- 50.00 mg/l)	500
4	MANDYA	KRISHNARAJPE	GANJIGERE	KATTAHALLI	KATTAHALLI	525	Fluoride (Level- 2.00 mg/l)	500
5	MANDYA	KRISHNARAJPE	SARANGI	CHIKKAHARANAHA	CHIKKAHARANAHALLI	551	Fluoride (Level- 2.00 mg/l) , Nitrate (Level- 50.00 mg/l)	500
6	MANDYA	KRISHNARAJPE	SARANGI	CHIKKAHARANAHA	BYRAPURA	559	Fluoride (Level- 2.00 mg/l) , Nitrate (Level- 50.00 mg/l)	500
7	MANDYA	KRISHNARAJPE	SARANGI	KOTAGAHALLI	KOTAGAHALLI	686	Fluoride (Level- 2.00 mg/l) , Iron (Level- 3.00 mg/l)	500
8	MANDYA	KRISHNARAJPE	CHOWDENAHALLI	KOTAGAHALLI	KRISHNAPURA	695	Fluoride (Level- 2.00 mg/l) , Iron (Level- 2.00 mg/l)	500
9	MANDYA	KRISHNARAJPE	HARIHARAPURA	BOMMENAHALLI	BOMMENAHALLI	700	Fluoride (Level- 2.00 mg/l)	500
10	MANDYA	KRISHNARAJPE	SINDAGHATTA	MARUVANAHALLY	MARUVANAHALLY	705	Fluoride (Level- 2.00 mg/l)	500
11	MANDYA	KRISHNARAJPE	SINDAGHATTA	KODAGAHALLI	KODAGAHALLI	707	Fluoride (Level- 2.00 mg/l) , Iron (Level- 3.00 mg/l)	500
12	MANDYA	KRISHNARAJPE	MADUVINAKODI	MELLAHALLI	MELLAHALLI	723	Fluoride (Level- 2.00 mg/l) , Iron (Level- 3.00 mg/l) , Nitrate (Level- 50.00 mg/l)	500
13	MANDYA	KRISHNARAJPE	SHEELANERE	CHATTENAHALLI	CHATTENAHALLI	832	Fluoride (Level- 2.00 mg/l) , Iron (Level- 3.00 mg/l)	500
14	MANDYA	KRISHNARAJPE	BALLENAHALLI	MACHAGONAHALLI	MACHAGONAHALLI	850	Fluoride (Level- 2.00 mg/l) , Iron (Level- 3.00 mg/l)	500
15	MANDYA	KRISHNARAJPE	BHARATHIPURA	BHARATHIPURA	BHARATHIPURA	1024	Fluoride (Level- 2.00 mg/l) , Iron (Level- 2.00 mg/l) , Nitrate (Level- 50.00 mg/l)	500

↓
DS / RWS

Sl.No	District Name	Block Name	Panchayat Name	VillageName	HabitationName	Population	Contamination	Capacity of Plant
1	2	3	4	5	6	7	8	9
PACKAGE -XIX								
DISTRICT : MANDYA								
1	MANDYA	MANDYA	BASARALU	ANKUSHAPURA	BEVAKALLU KOPPALU	422	Fluoride (Level- 2.00 mg/l) , Iron (Level- 2.00 mg/l)	500
2	MANDYA	MANDYA	BASARALU	NANJENAHALLY	NANJENAHALLY	454	Fluoride (Level- 2.00 mg/l)	500
3	MANDYA	MANDYA	UMMADAHALLY	BELLUNDAGERE	BASAVANAPURA	470	Fluoride (Level- 2.00 mg/l)	500
4	MANDYA	MANDYA	KAMBADAHALLY	NARAGALLU	NARAGALLU	474	Fluoride (Level- 2.00 mg/l) , Nitrate (Level- 50.00 mg/l)	500
5	MANDYA	MANDYA	THAGGAHALLY	KAMMANAYAKANA	KAMMANAYAKANAHALL	521	Fluoride (Level- 2.00 mg/l)	500
6	MANDYA	MANDYA	THAGGAHALLY	SHANUBOGANAHA	SHANUBOGANAHALLY	549	Fluoride (Level- 2.00 mg/l)	500
7	MANDYA	MANDYA	THAGGAHALLY	YELIYURU	MAYANNANA KOPPALU	562	Fluoride (Level- 2.00 mg/l)	500
8	MANDYA	MANDYA	UPPARAKANAHALLI	UPPARAKANAHALLI	MALLAGHATTA	650	Fluoride (Level- 2.00 mg/l)	500
9	MANDYA	MANDYA	UPPARAKANAHALLI	JAVANAHALLY	JAVANAHALLY	707	Fluoride (Level- 2.00 mg/l) , Nitrate (Level- 50.00 mg/l)	500
10	MANDYA	MANDYA	MANDYA RURAL	THANDASANAHALLI	THANDASANAHALLY	806	Fluoride (Level- 2.00 mg/l)	500
11	MANDYA	MANDYA	MANDYA RURAL	JAYAPURA	JAYAPURA	817	Fluoride (Level- 2.00 mg/l) , Iron (Level- 2.00 mg/l)	500
12	MANDYA	MANDYA	MANDYA RURAL	MACHAHALLY	MACHAHALLY	906	Fluoride (Level- 2.00 mg/l) , Iron (Level- 1.60 mg/l)	500
13	MANDYA	MANDYA	MANDYA RURAL	NALLAHALLY	NALLAHALLY	970	Fluoride (Level- 2.00 mg/l) , Nitrate (Level- 50.00 mg/l)	500
14	MANDYA	MANDYA	MANDYA RURAL	NALLAHALLY	BELLUNDAGERE	985	Fluoride (Level- 2.00 mg/l)	500
15	MANDYA	MANDYA	HODAGHATTA	DODDABANASAVA	UPPARAKANAHALLY	1044	Fluoride (Level- 2.00 mg/l)	500
16	MANDYA	MANDYA	HODAGHATTA	SHIVARA	SHIVARA	1111	Fluoride (Level- 2.00 mg/l) , Iron (Level- 3.00 mg/l)	500
17	MANDYA	MANDYA	HODAGHATTA	DYAPASANDRA	DYAPASANDRA	1121	Fluoride (Level- 200.00 mg/l) , Iron (Level- 2.00 mg/l)	500
18	MANDYA	MANDYA	HODAGHATTA	THIMMANA HOSUR	THIMMANA HOSURU	1126	Fluoride (Level- 2.00 mg/l)	500
19	MANDYA	MANDYA	HODAGHATTA	Y.YERAHALLY	Y.YERAHALLY	1163	Fluoride (Level- 2.00 mg/l)	500
20	MANDYA	MANDYA	INDUVALU	SUNDAHALLY	SIDDAIAHNA KOPPALU	1175	Fluoride (Level- 2.00 mg/l)	500



 DS / RWS

Sl.No	District Name	Block Name	Panchayat Name	VillageName	HabitationName	Population	Contamination	Capacity of Plant
1	2	3	4	5	6	7	8	9
21	MANDYA	MANDYA	HULLENAHALLY	HADYA	HADYA	1285	Fluoride (Level- 2.00 mg/l) , Iron (Level- 2.00 mg/l) , Nitrate (Level- 75.00 mg/l)	500
22	MANDYA	MANDYA	H.MALLIGERE	JEEGUNDI PATNA	JEEGUNDI PATNA	1287	Fluoride (Level- 2.00 mg/l) , Iron (Level- 2.00 mg/l) , Nitrate (Level- 65.00 mg/l)	500
23	MANDYA	MANDYA	HALUVADY	PURA	PURA	1293	Fluoride (Level- 2.00 mg/l) , Nitrate (Level- 50.00 mg/l)	500
24	MANDYA	MANDYA	HALUVADY	ECHAGERE	ECHAGERE	1464	Fluoride (Level- 2.00 mg/l) , Iron (Level- 2.00 mg/l) , Nitrate (Level- 75.00 mg/l)	1000
25	MANDYA	MANDYA	MANGALA	LOKASARA	LOKASARA	1641	Fluoride (Level- 2.00 mg/l) , Nitrate (Level- 50.00 mg/l)	1000
26	MANDYA	MANDYA	HULIVANA	S.I.KODIHALLY	S.I.KODIHALLY	1646	Fluoride (Level- 2.00 mg/l) , Iron (Level- 1.60 mg/l)	1000
27	MANDYA	MANDYA	HALLEGERE	CHIKKABALLY	CHIKKABALLY	1786	Fluoride (Level- 2.00 mg/l) , Iron (Level- 2.00 mg/l)	1000
28	MANDYA	MANDYA	BELUR	B.YERAHALLY	B.YERAHALLY	1797	Fluoride (Level- 2.00 mg/l) , Iron (Level- 2.00 mg/l) , Nitrate	1000
29	MANDYA	MANDYA	SANTHEKASALACH	HANIYAMBADI	HANIYAMBADI	1843	Fluoride (Level- 2.50 mg/l) , Iron (Level- 2.00 mg/l) , Nitrate	1000
30	MANDYA	MANDYA	GOPALAPURA	HANIYAMBADI	GOPALAPURA	1931	Fluoride (Level- 2.00 mg/l) , Iron (Level- 2.00 mg/l) , Nitrate	1000
31	MANDYA	MANDYA	YELIYURU	KALENAHALLY	KALENAHALLY	2035	Fluoride (Level- 2.00 mg/l) , Nitrate (Level- 50.00 mg/l)	1000
32	MANDYA	MANDYA	GANADALU	MALLANAYAKANAK	MALLANAYAKANAKATTE	2372	Fluoride (Level- 2.00 mg/l) , Iron (Level- 2.00 mg/l) , Nitrate	1000
33	MANDYA	MANDYA	KOTHATHI	MOTHAHALLY	MOTHAHALLY	2375	Fluoride (Level- 2.00 mg/l) , Iron (Level- 2.00 mg/l) , Nitrate	1000
34	MANDYA	MANDYA	KOTHATHI	MOTHAHALLY	YELIYURU	2486	Fluoride (Level- 2.00 mg/l) , Iron (Level- 2.00 mg/l) , Nitrate	2000
35	MANDYA	MANDYA	SHIVALLY	GORAVALA	GORAVALA	2576	Fluoride (Level- 2.00 mg/l) , Iron (Level- 3.00 mg/l) , Nitrate	2000

DS / RWS

Sl.No	District Name	Block Name	Panchayat Name	VillageName	HabitationName	Population	Contamination	Capacity of Plant
1	2	3	4	5	6	7	8	9
36	MANDYA	PANDAVAPURA	MANIKYANAHALL	GOWDAGERE	GOWDAGERE	492	Fluoride (Level- 2.00 mg/l)	500
37	MANDYA	PANDAVAPURA	K.BETTAHALLI	M.BETTAHALLI	M.BETTAHALLI	596	Fluoride (Level- 3.00 mg/l) , Nitrate (Level- 50.00 mg/l)	500
38	MANDYA	PANDAVAPURA	K.BETTAHALLI	M.SHETTAHALLI	M.SHETTAHALLI	673	Fluoride (Level- 8.00 mg/l)	500
39	MANDYA	PANDAVAPURA	K.BETTAHALLI	NEELANAHALLI	NEELANAHALLI	1010	Fluoride (Level- 2.00 mg/l) , Iron (Level- 3.00 mg/l)	500
40	MANDYA	PANDAVAPURA	HIREMARALI	BEVINAKUPPE	BEVINAKUPPE	1772	Fluoride (Level- 2.00 mg/l) , Nitrate (Level- 50.00 mg/l)	1000
41	MANDYA	PANDAVAPURA	HIREMARALI	KANAGANAMARAD	KANAGANAMARADI	2003	Fluoride (Level- 3.00 mg/l) , Nitrate (Level- 50.00 mg/l)	2000
42	MANDYA	PANDAVAPURA	LAKSHMISAGARA	LAKSHMISAGARA	LAKSHMISAGARA	2816	Fluoride (Level- 2.50 mg/l) , Iron (Level- 3.00 mg/l) , Nitrate (Level- 50.00 mg/l)	2000
43	MANDYA	SHRIRANGAPAT	DARASAGUPPE	DARASAGUPPE	DARASAGUPPE	157	Fluoride (Level- 1.80 mg/l) , Iron (Level- 2.00 mg/l) , Nitrate (Level- 51.00 mg/l)	500
44	MANDYA	SHRIRANGAPAT	MELAPURA	MELAPUR	MELAPURA	196	Fluoride (Level- 1.90 mg/l) , Iron (Level- 1.60 mg/l) , Nitrate (Level- 50.00 mg/l)	500
45	MANDYA	SHRIRANGAPAT	SABBANAKUPPE	SABBANAKUPPE	SABBANAKUPPE	227	Fluoride (Level- 2.00 mg/l) , Iron (Level- 2.50 mg/l) , Nitrate	500

No of Plant of Capacity IN LPH	
500	40
1000	2
2000	3
4000	0
Total	45


DS / RWS

Sl.No	District Name	Block Name	Panchayat Name	VillageName	HabitationName	Population	Contamination	Capacity of Plant
1	2	3	4	5	6	7	8	9
PACKAGE -XX								
DISTRICT : MANDYA								
1	MANDYA	NAGAMANGALA	NELLIGERE	THIRUMALAPURA	THIRUMALAPURA	243	Fluoride (Level- 1.80 mg/l) , Nitrate (Level- 50.00 mg/l)	500
2	MANDYA	NAGAMANGALA	BINDIGANAVILE	HALLADA HOSAHA	HALLADA HOSA HALLI	309	Fluoride (Level- 2.00 mg/l)	500
3	MANDYA	NAGAMANGALA	BINDIGANAVILE	GUDE HOSA HALLI	GUDE HOSA HALLI'	338	Fluoride (Level- 2.00 mg/l) , Iron (Level- 3.00 mg/l)	500
4	MANDYA	NAGAMANGALA	DODDABALA	BONAGERE	BONAGERE	340	Fluoride (Level- 2.50 mg/l) , Nitrate (Level- 50.00 mg/l)	500
5	MANDYA	NAGAMANGALA	HARADANAHALLI	HARADANA HALLI	HARADHANA HALLI	344	Fluoride (Level- 3.00 mg/l)	500
6	MANDYA	NAGAMANGALA	HARADANAHALLI	SAMPANA HALLI	SAMPANA HALLI	358	Fluoride (Level- 2.00 mg/l)	500
7	MANDYA	NAGAMANGALA	HARADANAHALLI	KALENA HALLI	KALENA HALLI	367	Fluoride (Level- 2.00 mg/l)	500
8	MANDYA	NAGAMANGALA	HARADANAHALLI	CHOWDAGONA HA	CHOWDAGONA HALLI	386	Fluoride (Level- 2.00 mg/l) , Iron (Level- 2.00 mg/l)	500
9	MANDYA	NAGAMANGALA	HARADANAHALLI	GANGA SAMUDRA	GANGASAMUDRA	390	Fluoride (Level- 1.80 mg/l) , Nitrate (Level- 50.00 mg/l)	500
10	MANDYA	NAGAMANGALA	KADABAHALLI	HERAGANA HALLI	HERAGANA HALLI	398	Fluoride (Level- 2.00 mg/l) , Iron (Level- 3.00 mg/l) , Nitrate (Level- 50.00 mg/l)	500
11	MANDYA	NAGAMANGALA	MAYAGONAHALLI	CHOLENA HALLI	CHOLENA HALLI	430	Fluoride (Level- 1.80 mg/l) , Iron (Level- 55.00 mg/l)	500
12	MANDYA	NAGAMANGALA	BOGADI	B.SRIRAMANA HAL	B.SRIRAMANA HALLI	517	Fluoride (Level- 2.00 mg/l)	500
13	MANDYA	NAGAMANGALA	LALANAKERE	BOGADI	BOGADI	567	Fluoride (Level- 2.00 mg/l) , Iron (Level- 2.00 mg/l)	500
14	MANDYA	NAGAMANGALA	LALANAKERE	THIRUGANA HALLI	THIRUGANA HALLI	569	Fluoride (Level- 2.00 mg/l)	500
15	MANDYA	NAGAMANGALA	LALANAKERE	SANKANA HALLI	SANKANA HALLI	570	Fluoride (Level- 2.00 mg/l) , Iron (Level- 3.00 mg/l) , Nitrate (Level- 50.00 mg/l)	500

↓
DS / RWS

Sl.No	District Name	Block Name	Panchayat Name	VillageName	HabitationName	Population	Contamination	Capacity of Plant
1	2	3	4	5	6	7	8	9
36	MANDYA	MANDYA	BEVINAHALLY	BEVINAHALLY	BEVINAHALLY	2994	Fluoride (Level- 2.00 mg/l) , Iron (Level- 2.00 mg/l) , Nitrate	2000
37	MANDYA	MANDYA	BEVINAHALLY	MARAGOWDANAH	MARAGOWDANAHALLY	3443	Fluoride (Level- 2.00 mg/l) , Iron (Level- 3.00 mg/l)	2000
38	MANDYA	MANDYA	BEVINAHALLY	SHIVALLY	SHIVALLY	3742	Fluoride (Level- 2.00 mg/l) , Iron (Level- 3.00 mg/l) , Nitrate	2000
39	MANDYA	MANDYA	BEVINAHALLY	SHIVALLY	HOLALU	5632	Fluoride (Level- 2.00 mg/l) , Iron (Level- 2.00 mg/l) , Nitrate	4000
40	MANDYA	MANDYA	KEELARA	KEELARA	KEELARA	5772	Fluoride (Level- 2.00 mg/l) , Iron (Level- 2.00 mg/l) , Nitrate	4000
41	MANDYA	NAGAMANGALA	KEELARA	YALE KOOPPA	THIGALARA PALYA	68	Fluoride (Level- 2.00 mg/l) , Nitrate (Level- 50.00 mg/l)	500
42	MANDYA	NAGAMANGALA	KALINGANAHALLI	SHIVANAHALLI	SHIVANA HALLI	131	Fluoride (Level- 20.00 mg/l)	500
43	MANDYA	NAGAMANGALA	KANTHAPURA	B.SHANUBOGANA	B.SHANUBOGANA HALLI	134	Fluoride (Level- 2.00 mg/l)	500
44	MANDYA	NAGAMANGALA	KANTHAPURA	MACHALA GATTA	MACHALA GATTA	180	Fluoride (Level- 2.00 mg/l)	500
45	MANDYA	NAGAMANGALA	HONNAVARA	H.BHUVANA HALLI	SUBBARAYANA KOPPAL	197	Fluoride (Level- 2.00 mg/l)	500
46	MANDYA	NAGAMANGALA	HONNAVARA	TYAPENA HALLI	THYPENA HALLI	215	Fluoride (Level- 1.60 mg/l) , Iron (Level- 3.00 mg/l) , Nitrate (Level- 50.00 mg/l)	500
47	MANDYA	NAGAMANGALA	HONNAVARA	RAMACHANDRA AGR	RAMACHANDRA AGRAH	218	Fluoride (Level- 2.00 mg/l) , Iron (Level- 2.00 mg/l) , Nitrate (Level- 50.00 mg/l)	500
48	MANDYA	NAGAMANGALA	NELLIGERE	CHOLASANDRA	CHOLASANDRA	219	Fluoride (Level- 2.00 mg/l) , Iron (Level- 3.00 mg/l) , Nitrate (Level- 50.00 mg/l)	500
49	MANDYA	NAGAMANGALA	NELLIGERE	MUDDANA HALLI	MUDDANA HALLI	220	Fluoride (Level- 2.00 mg/l) , Nitrate (Level- 50.00 mg/l)	500
50	MANDYA	NAGAMANGALA	NELLIGERE	THOREMAVINAKER	THOREMAVINAKERE	239	Fluoride (Level- 2.00 mg/l)	500

No of Plant of Capacity IN LPH	
500	33
1000	10
2000	5
4000	2
Total	50

↓
DS/RWS